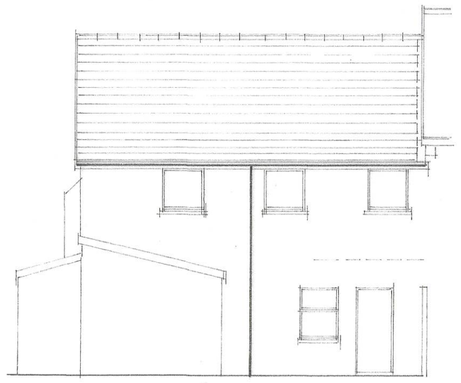
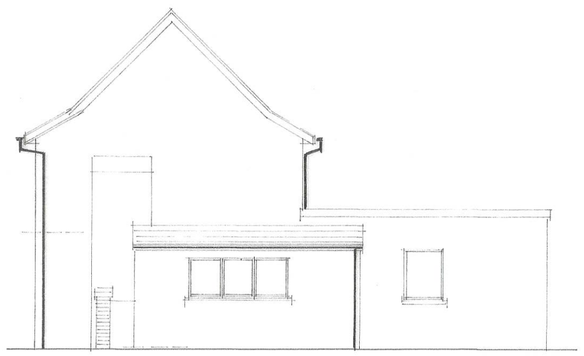


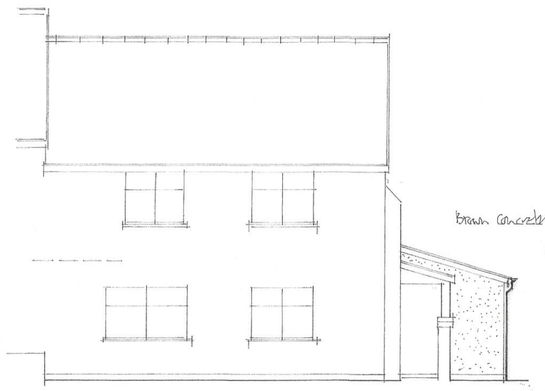
Existing Front Elevation sw



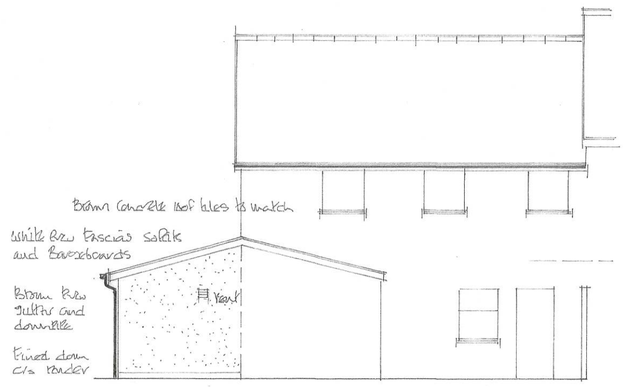
Existing Rear Elevation ne



Existing Side Elevation se



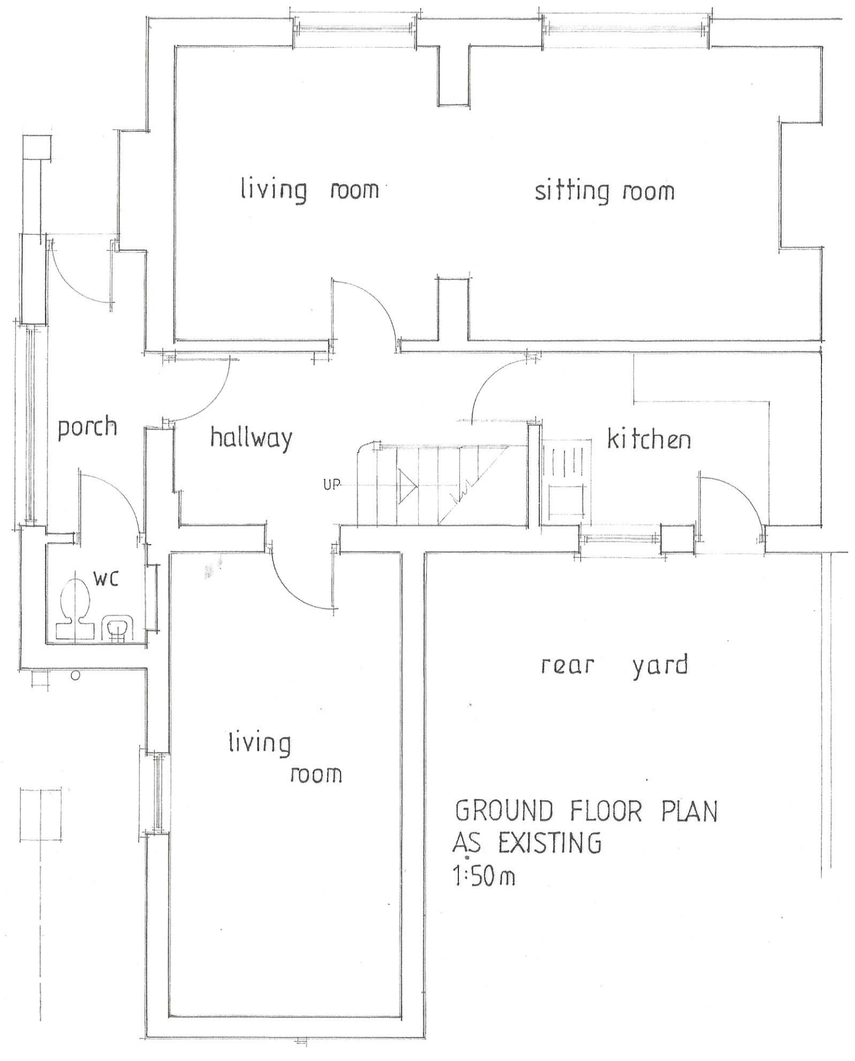
Proposed Front Elevation sw



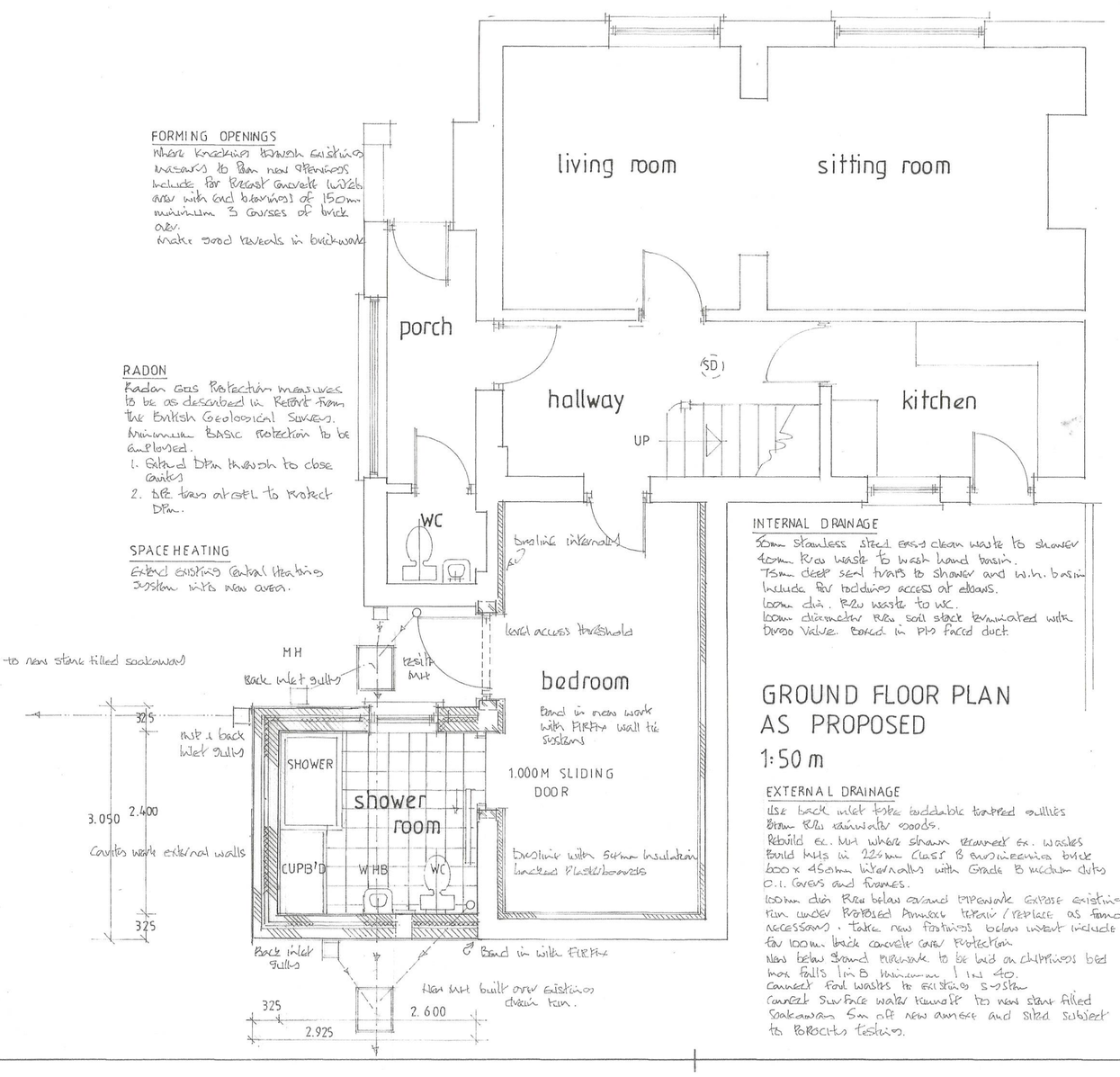
Proposed Rear Elevation ne



Proposed Side Elevation se



GROUND FLOOR PLAN
AS EXISTING
1:50 m



GROUND FLOOR PLAN
AS PROPOSED
1:50 m

FORMING OPENINGS
Where knocking through existing internal walls to form new openings include for precast concrete lintels over with end bearings of 150mm minimum 3 courses of brick ave.
make good reveals in brickwork

RADON
Radon gas protection measures to be as described in report from the British Geological Survey.
Minimum basic protection to be employed.
1. Sealed DPM through to close cavity
2. DPC lines abroast to protect DPM.

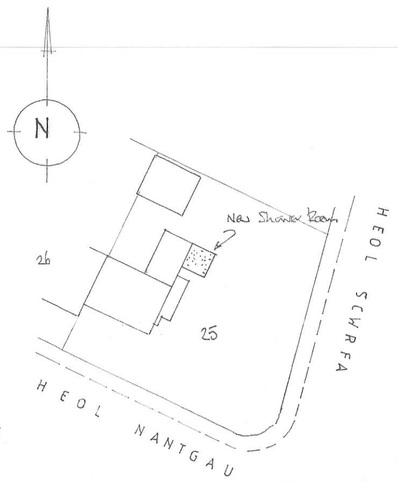
SPACE HEATING
Extend existing central heating system with new oven.

EXTERNAL DRAINAGE
Use back inlet type gratings trapped gullies
Brown PVCu rainwater goods.
Rebuild ex. MH where shown recovered ex. waste
Build MH's in 225mm class B engineering brick 600 x 450mm internally with Grade B medium duty C.I. Covers and frames.
100mm dia PVCu below ground pipework. Expose existing run under Proposed Pennant stone / replace as found necessary - Testing new footings below invert indicate for 100mm thick concrete over protection.
New below ground pipework to be laid on chippings bed max falls 1in 8 minimum 1 in 40.
Connect foul wastes to existing system
Connect surface water rainwater pipes to new stank filled soakaways 5m off new dwelling and sited subject to porosity testing.

INTERNAL DRAINAGE
50mm Stainless steel easy clean waste to shower
40mm PVCu waste to wash hand basin.
75mm deep seal traps to shower and w.h. basin
Include for hatchings access at elbows.
100mm dia. PVCu waste to wc.
100mm diameter PVCu soil stack terminated with Durgo Valve. Boxed in PVCu faced duct.

WINDOWS
White PVCu thermoset double glazed units with trickle vent systems 8000mm² where serving habitable rooms 4000cm² elsewhere.
Use low E glass with 16mm air cavity
Where glazing is in windows in less than 800mm above internal finished floor (1.5m in doors) use toughened safety glass to BS 6262 pt6

BRIEF ELECTRICS
All new electrical works are to be carried out under the competent persons Scheme
Supply fix 240 mains operated interconnected smoke detector alarms each with battery backup
Supply and fix mains operated low voltage mechanical extract fan to Shower room Xpelair GX6 or similar giving 15 litres/sec. output.
Locate new light switches and power points in an area between 450mm and 1.200m above ed finished floor level.
New light fitting points are to be suitable for removing low energy light fittings only.



Block Plan
scale
1:500

BUILDING CONTROL
On behalf of the following duties are to be deposited with BUILDING CONTROL
1. 15° mono Pitched trussed rafter details

BUILDING REGULATIONS PART L
Windows and doors to achieve U value of 1.6 W/m² to comply with L1B of the Buildings Regulations

TRUSSED RAFTERS
Manufactured in similar 15° mono Pitched at 450mm Centres to comply with Part A of the Building Regulations. Design and Calculations as offered Manufacturers details to comply BS 5268 4.0

TILES
Brown interlocking concrete tiles suitable for 15° Pitch complying fully with Part C of the Buildings Regulations.

ROOF VENTILATION
Ventilate roof spaces by using tanalised breathable membrane as underlays supplemented with continuous vents to soffits.

ROOF INSULATION
300mm Rockwool Roll mats to roof space
150mm thick laid between ceiling ties 150mm thick. cross laid over.

EAVES
Close cavities at eaves with Rockwool Cavity closer 300mm.

CEILINGS
12.5mm foil backed plasterboards with skim coat Plaster skim.

LINTELS
Catnic concrete steel lintels over openings with end bearings of 150mm but two deeper over voids backed with insulation

ROOF
Brown interlocking concrete roof tiles on Rafterfelt sarking battens on flexible breathable membrane on 15° mono Pitch trussed rafters by Manufacturer or similar to include all necessary fixings and permanent struts noggins tie battens bracing to comply fully with BS 5268 Part 3.

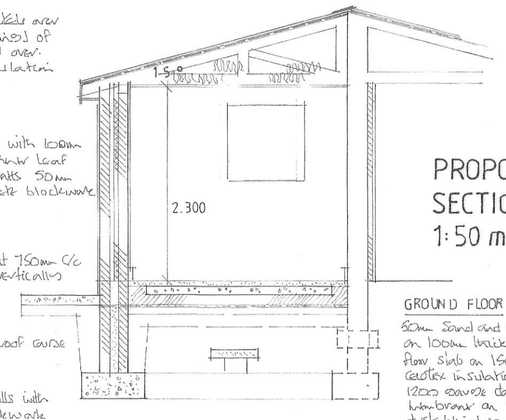
ROOF STRAPS
Strap roof / walls at 1.8m Centres with m.f dividers 30 x 5mm in 2 no section. Include for noggins over 3 no trusses at eaves.

WALLS
Cavity work external walls with 100mm dense concrete blockwork inner leaf 75mm Gartex insulation batts 50mm cavity 100mm dense concrete blockwork outer leaf.

WALL TIES
Galvanised steel wall ties at 750mm C/c horizontally 450mm C/c vertically 300mm at Jambs

DPC
Flexland horizontal damp proof course

FOUNDATION WALLS
Cavity work foundation walls with 100mm dense concrete blockwork inner skin 125mm cavity 100mm dense concrete blockwork outer leaf. Back fill cavity with lean mix concrete up to DPM.

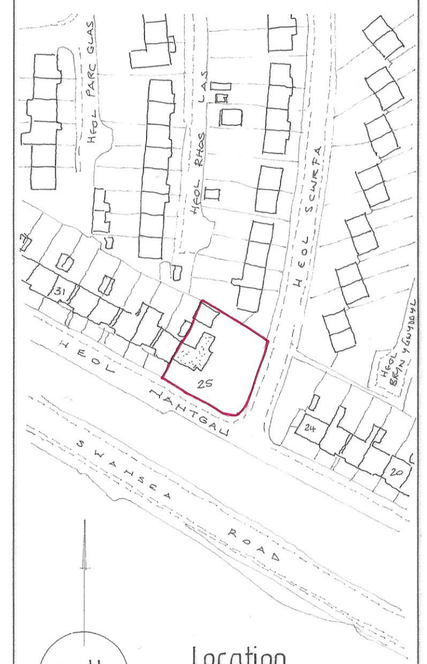


PROPOSED
SECTION
1:50 m

GROUND FLOOR
50mm Sand and Cement screed on 100mm thick site concrete flow. Slab on 150mm thick Gartex insulation batts on 1200 gauge damp proof membrane on 50mm Stone dust blinding on 150mm minimum well consolidated clean hardcore.

FOUNDATIONS
750mm wide by 300mm deep 1:3:6 mix traditional strip concrete foundations depth to suit site conditions minimum 900mm

NOTE
Finish ground floor and foundation division to be determined by inspection of excavations by Approved Person-in-Charge



Location
Plan
scale 1:1250

north

NOTES:

All dimensions must be checked on site and not scaled from this drawing.

This plan has been prepared for Planning and /or Building Regulation purposes only.

Some forms of building works may require action by the owners under The Party Wall Act 1996. The adjoining owners are to be informed of the proposals at least one month before commencement of works and their written approvals obtained.

	Date	Revisions
A		

© copyright

D. Vivian Jones AssocRICS
Building Design Services
114, Brecon Road,
HIRWAUN,
Rhondda Cynon Taff,
CF44 9NS
Tel. 01685 812069
Mobile 07702 380869
Email: vivjonesdesign@yahoo.co.uk
RICS

Client
Mr Geraint Edwards.

Job Title
Provision of Disabled Facilities.

Drawing Title
25 Heol Nantgau
MERTHYR TYDFIL
CF48 1EY

Scale 1:50 1:100 1:500 1:1250

Date 27.05.2022 Drawn by

Drg. No. 2868 DFG Rev.

DS 342

594 x 841mm A1