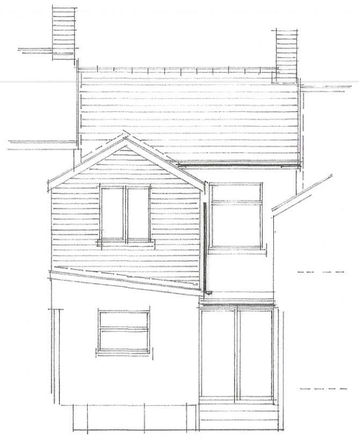
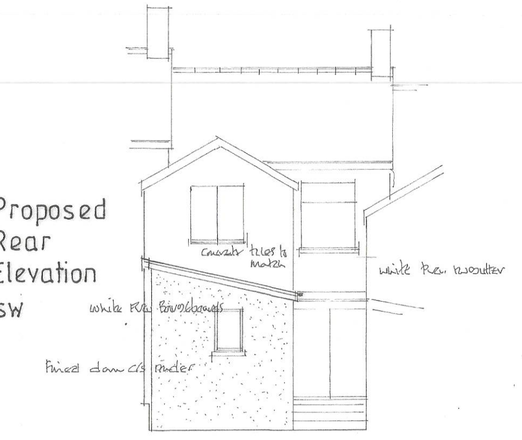


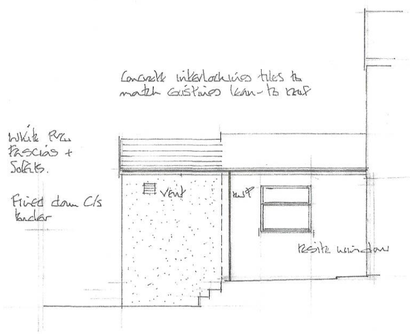
Existing Rear Elevation SW



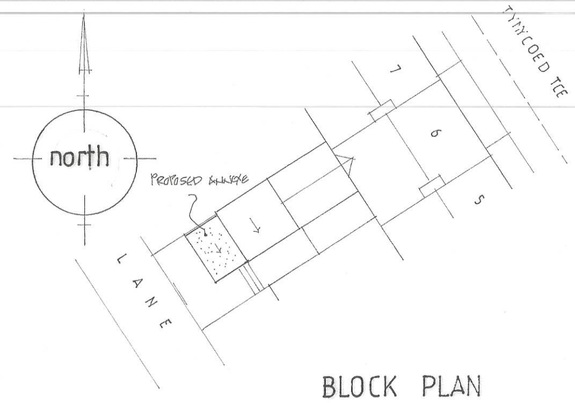
Proposed Rear Elevation SW

white PVCu fascia/soffits

Fixed down c/s render

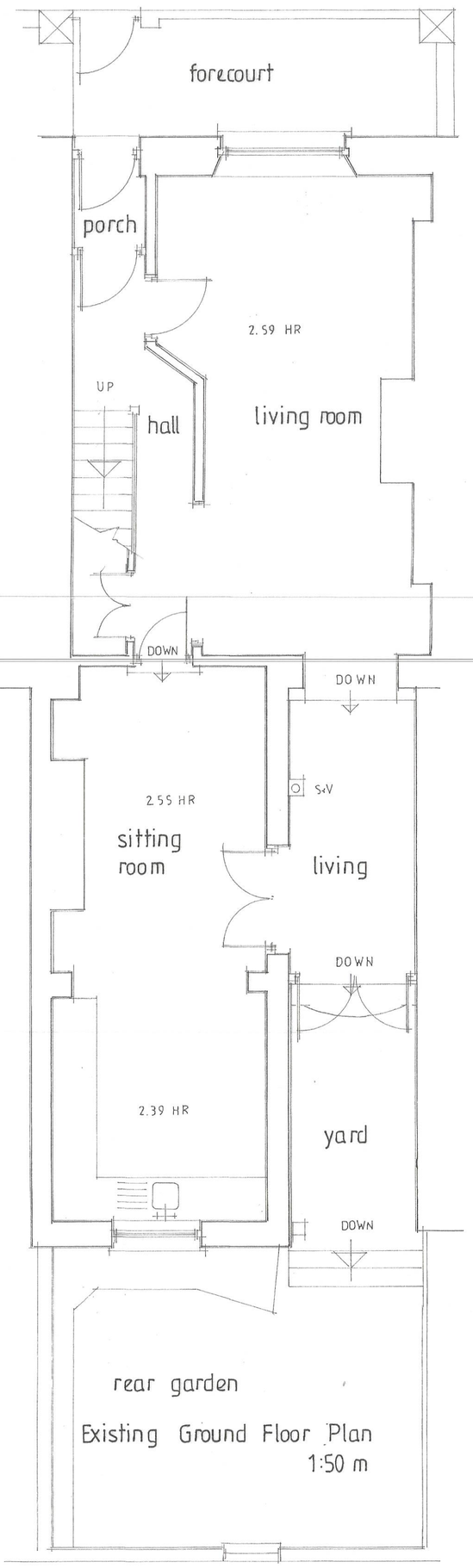


Proposed Side Elevation of Annexe SE



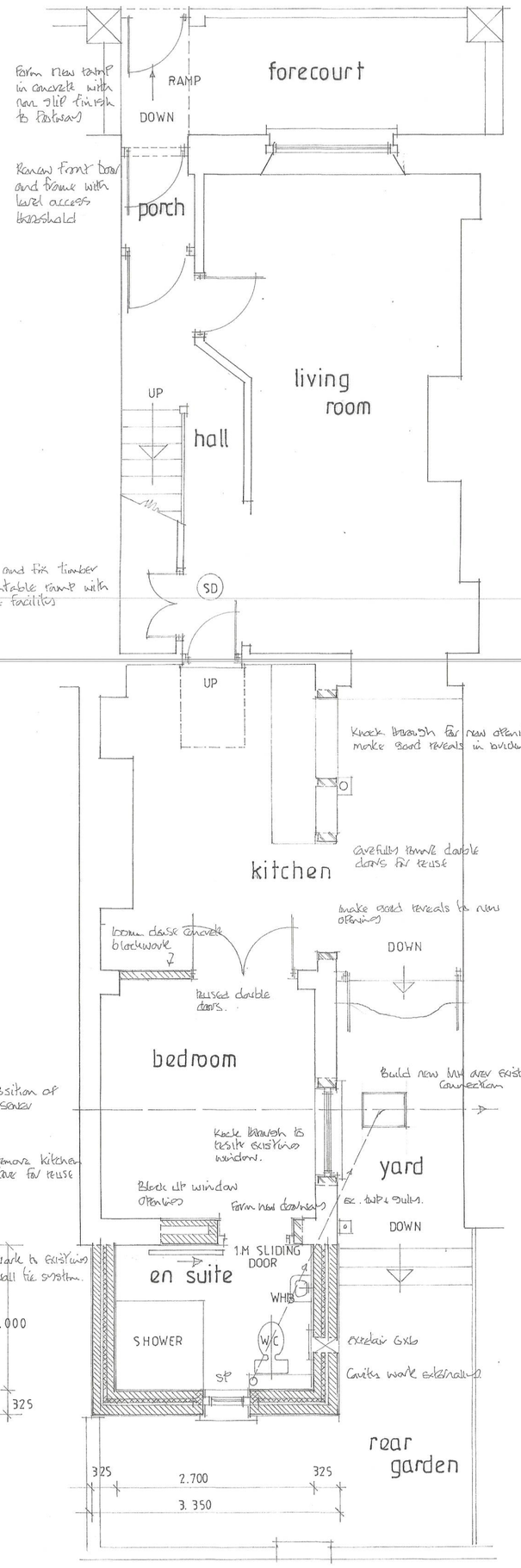
BLOCK PLAN

scale 1:250 m



Existing Ground Floor Plan

1:50 m



PROPOSED GROUND FLOOR PLAN

1:50 m

ROOF STRAPS
Strap roof / walls at 1.8m centres with m.s. anchors 30m x 5mm in cross section - include for noggins over 3m" trusses at gables

ROOF VENTILATION
Ventilate roof space by using 'Tyvek' breathable membrane as underlay supplemented by continuous vents at soffits.

ROOF INSULATION
300mm thick Rockwool Roulemite insulation quilt. 150mm brick laid between ceiling ties 150mm thick quilt glass laid over

TRUSSED RAFTERS
manufactured or similar 12½° (assumed) timber pitched rafter system at 400mm centres to comply with Part A of the Building Regulations. Design and Calculations as attached Manufacturers Details to comply BS and Agr.

EAVES
close cavities at eaves with fibrelocks cavity closure system.

ROOF
Concrete interlocking tiles to match existing suitable for low Pitch on Battened sarking felt underlay on 12½° (assumed) timber pitched trussed rafter system by Manufacturer or similar to include all necessary battens and fibreglass studs brackets etc. to comply fully with BS5268 Part 3

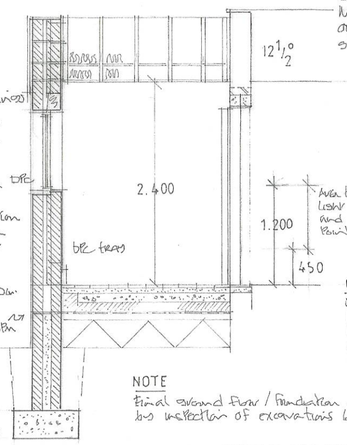
CEILING
12.5mm foil backed plasterboards with emulsion plaster skim.

LINTELS
Cavity Garden steel lintels over openings with end bearings of 150mm minimum. DPC trays dished over voids packed with insulation.

EXTERNAL WALLS
Cavity wall external walls with 100mm dense concrete blockwork inner leaf 75mm Celotex insulation batts 50mm clear cavity 100mm dense concrete blockwork outer leaf.
Galvanised steel wall ties at 750mm centres horizontally 450m c/c vertically 300mm at jambs.

DPC
Flexible horizontal damp proof course

FOUNDATION WALLS
Cavity work foundation walls with 100mm dense concrete block inner leaf 125mm cavity 100mm dense concrete blockwork outer skin. Backfill cavity with lean mix concrete up to DPm.



PROPOSED TYPICAL SECTION

1:50 m

TILES
Interlocking concrete tiles suitable for low Pitch gauge/lap fillets with Part C of the Building Regulations

BUILDING REGULATIONS PART L
Windows and doors to achieve U value of 1.6W/m² to comply with L1 B of the Buildings Regulations

GROUND FLOOR
Non slip tiles on 50mm Sand and Cement Screed on 100mm Site Concrete Floor Slab on 150mm Celotex insulation batts on 1200 gauge d.p. membrane on 50mm Blinded hardcore on minimum 150mm well consolidated clean hardcore.

NOTE
Final ground floor / foundation decision is to be determined by inspection of excavations by approved Personnell.

BUILDING CONTROL
On receipt of the following notes are to be determined with Building Control
1. New pitched trussed rafters

BRIEF ELECTRICS
All new electrical works are to be carried out under the Competent Persons Scheme.
Supply and fix low voltage mains operated mechanical extract vent to en suite Extractor Grid or similar shown 15 Lit/sec.
Supply and fix 2 no smoke detector alarms mains operated interconnected each with battery backup.
Locate lights switches and power points in an even between 450mm above and 1.25m above adjoining finished floor level.

WINDOWS
White PVCu framed double glazed units with trickle vent system 8000m² where serving habitable rooms 4000m² elsewhere
Use low e glass with 16mm air gap
Where openings in windows is less than 800mm above adjacent finished floor level (i.e. windows) use toughened safety glass to BS6206.

RADON
Radon Gas Protection Measures to be as indicated in Report from the British Geological Survey.
Basic Protection to be a minimum of Sealed
1. Extend DPM through to cover cavity
2. DPC trays at G.F level to Protect DPM

SPACE HEATING
Extend existing Central Heating System into new areas

FORMING OPENINGS
Where Knocking through existing brickwork to form new openings include for Precast Concrete lintels over with end bearings of 150 mm minimum with 3 courses of brickwork over.
Make good reveals in brickwork.

INTERNAL DRAINAGE
50mm Resin clean stainless steel waste to shower
40mm PCu wastes to suite unit and wash hand basin
75mm dia cast seal traps to shower basin and suite unit include for making access at elbows.
100mm PCu waste to WC
100m PCu Soil Stack terminated with Bonds Vanic. boxed in PVC faced duct with screwed joints.

EXTERNAL DRAINAGE
Locate main foul sewer connection and build new manhole in 215mm Class B Engineering brickwork 600 x 450mm internally with Grade B medium duty C.I. cover and frame.
100mm dia PCu below ground Soil PIPES laid on clayboard bed minimum falls 1 in 8 minimum 1 no. No.
PCu rainwater outlets and star end to match existing



Location Plan

scale 1:1250

NOTES:

All dimensions must be checked on site and not scaled from this drawing.

This plan has been prepared for Planning and /or Building Regulation purposes only.

Some forms of building works may require action by the owners under The Party Wall Act 1996. The adjoining owners are to be informed of the proposals at least one month before commencement of works and their written approvals obtained.

A		
	Date	Revisions

© copyright

D. Vivian Jones AssocRICS
Building Design Services
114, Brecon Road,
HIRWAUN,
Rhondda Cynon Taff,
CF44 9NS
Tel. 01685 812069
Mobile 07702 380869
Email: vivjonesdesign@yahoo.co.uk

Client: Mr. Martin Skelly.

Job Title: Provision of Disabled Facilities.

Drawing Title: 6, Tynycoed Terrace, Penydarren, MERTHYR TYDFIL. CF47 9HU.

Scale: 1:50 1:100 1:250 1:1250

Date: 15.06.2022 Drawn by: VJ.

Drg. No.: 2867 DFG Rev.:

DS 342

594 x 841mm A1