Sheet ACAD - A1 rev. C

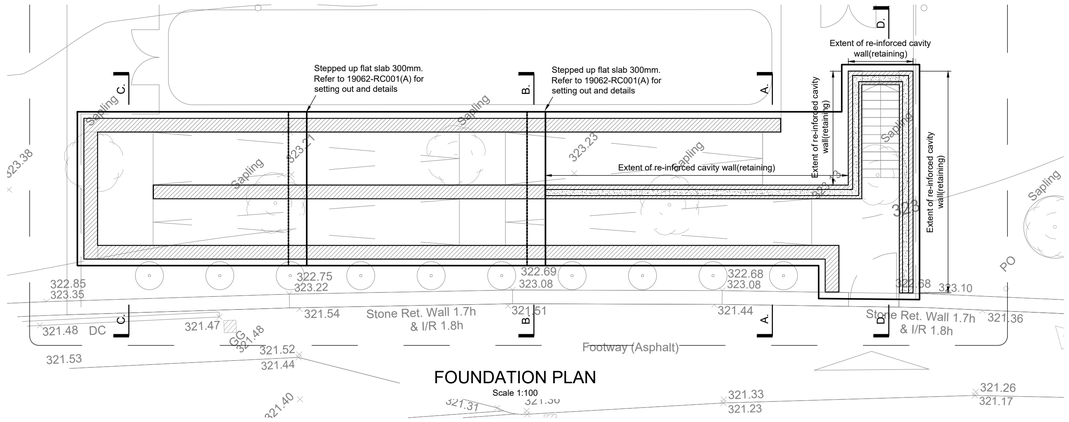

FOUNDATION PLAN
Scale 1:100

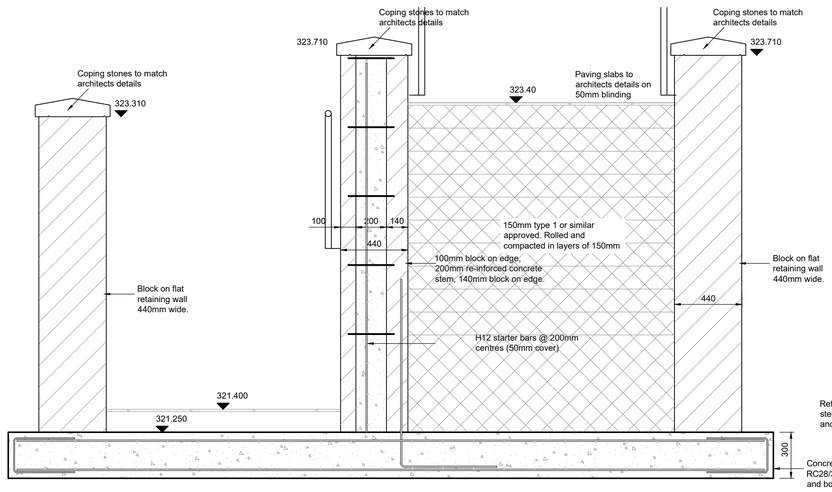

SECTION A. - A.
Scale 1:20

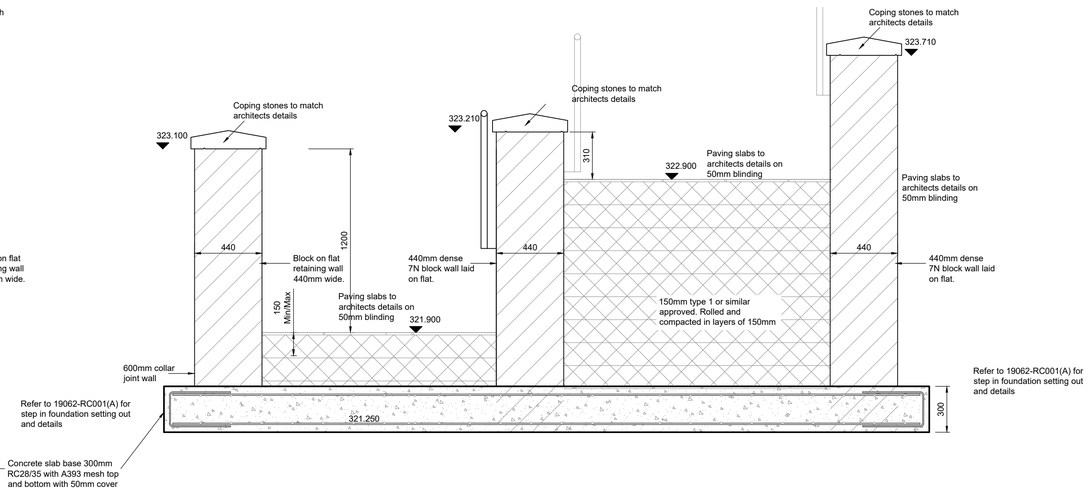

SECTION B. - B.
Scale 1:20

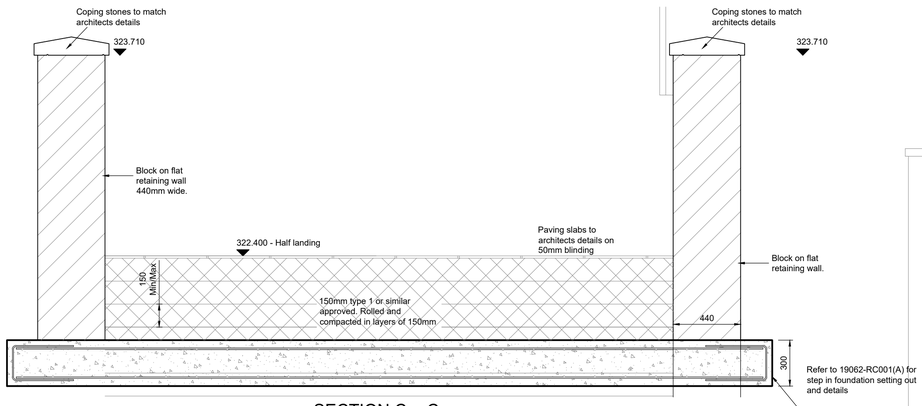

SECTION C. - C.
Scale 1:20

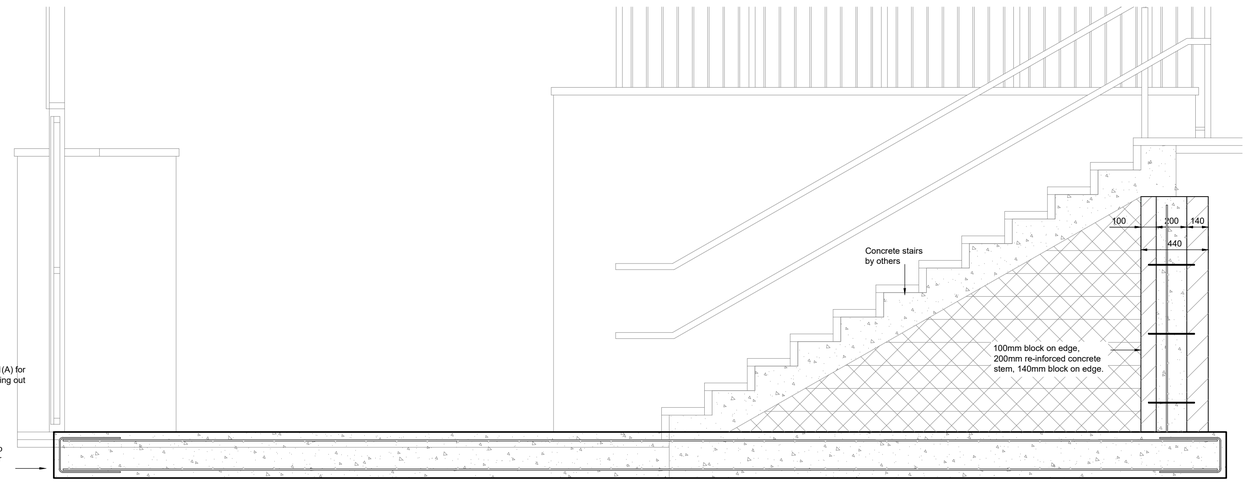

SECTION D. - D.
Scale 1:20

NOTES

1. All dimensions are in millimetres unless noted otherwise.
2. All levels are shown in metres unless noted otherwise.
3. Do not scale from the drawing. Use figured dimensions only.
4. Any discrepancies to be reported immediately to the engineer.
5. This drawing to be read in conjunction with all relevant Architects, engineers, subcontractors and specialists drawings and specifications.

CONCRETE NOTES

1. Carry out all concrete works in accordance with BS 8004 & BS 8110 and the specification. Keep a copy of these documents available on site.
2. Granular material is to be thoroughly consolidated in layers and if any soft spots are encountered, they are to be removed and replaced with granular material compacted in layers. Each layer is not to exceed 225mm after compaction.
3. Strip footings to be central under load bearing walls unless noted otherwise.
4. Formation levels of all strip footings to be min. 600mm below existing ground level.
5. All mass concrete grade to be GEN 3 min. (Sulphates = Design class - DS-1, ACEC class AC-1 (BRE-2005).
6. All formation levels in excavations are to be inspected by a competent person (Building Inspector / engineer) before concrete strip footings are poured.
7. All dimensions to be checked by contractor prior to construction.
8. Allowable ground bearing pressure of 100KN/m² has been assumed.

MASONRY NOTES:

1. Carry out all Masonry works in accordance with BS 5628.
2. All load bearing masonry blockwork to be a Min. 7.3N/mm² compressive strength unless noted otherwise.
3. All non load bearing blockwork is to be tied/coursed into load bearing walls to provide restraint to the adjacent panel.
4. Masonry construction is to be fully tied at floor levels with 50x2000 mild steel straps @ 1800c/c.
5. All padstones to be 440x100x215mm deep concrete unless noted otherwise.

STEELWORK NOTES:

1. All steelwork to be grade S355, unless noted otherwise.
2. All steelwork below ground to be encased with 75mm concrete surround or 2 coats of RIW paint.
3. Steelwork fabricator to design and detail all connections to loads/drawings provided by the Engineer.
4. Prior to any fabrication:
   All calculations and details to be approved by the Engineer.
   Fabricator to produce a full set of detailed drawings for approval.
5. Structural steelwork to be in accordance with the latest edition of the 'National structural steelwork specification for building construction' by BSCA.
6. Coatings to structural steelwork:
   Internal steelwork is classed as C2 (to BS EN ISO 12944-2) requires the following corrosion protection: -
   A) Surface preparation (BS EN ISO 8501-1) - Blast clean to SA $2\frac{1}{2}$.
   B) Post fabrication primer - 80 microns (DFT) high build epoxy zinc phosphate primer.
   External steelwork is classed as C3 (to BS EN ISO 12944-2) requires the following corrosion protection: -
   A) Surface preparation (BS EN ISO 8501-1) - Blast clean to SA $2\frac{1}{2}$.
   B) Hot dip galvanise to BS EN ISO 1461 to 85 microns
   OR shop paint, high build epoxy zinc phosphate primer to 80 microns (DFT), plus high build recoatable epoxy M.I.O. to 120 microns.
7. All damaged steel to be made good to Engineer's approval.
8. Steelwork fabricator to be solely responsible for temporary work and the erection of structural steelwork.
9. Specification for structural steelwork to be in accordance with the latest addition of the 'National structural steelwork specification for building construction' by the BSCA.
10. Connections:
    A) All welds to be 6mm continuous fillet welds.
    B) All bolts for hot rolled sections to be grade 8.8.
    C) Holding down bolts to be bolts to be grade 8.8.

rev.	drawn	chkd	apprd.	date	description
B	A.J	JM	JM	26.07.24	Removed strip foundations beneath flat slab, stepped flat slab
A	A.J	JM	JM	18.07.24	Revised drawings/layout received, updated all

Client
MTCBC

Project
DOWLAIS SCHOOL

Title
RAMP STRUCTURAL PLANS & DETAILS

Vale Consultancy
CONSULTING CIVIL & STRUCTURAL ENGINEERS
29 Bocam Park, Old Field Road, Pencoed, Bridgend CF35 5LJ.
Phone: 01656 863794 Email: enquiries@vale-consultancy.co.uk

date	drawn	checked		approved	
13.06.24	A.J	JM	13.06.24	JM	13.06.24

scale @ A1
AS SHOWN

status	drg. no.	rev.
	19062-S01	B

ORIGINAL DRAWING SIZE 841 x 594

10 0 10 20 50 100mm NATURAL SCALE

A1