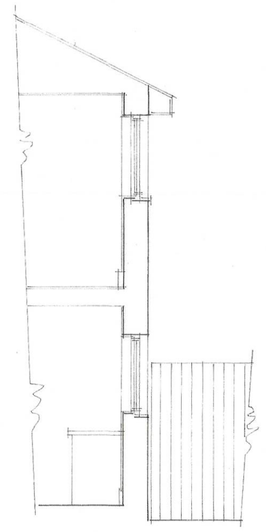
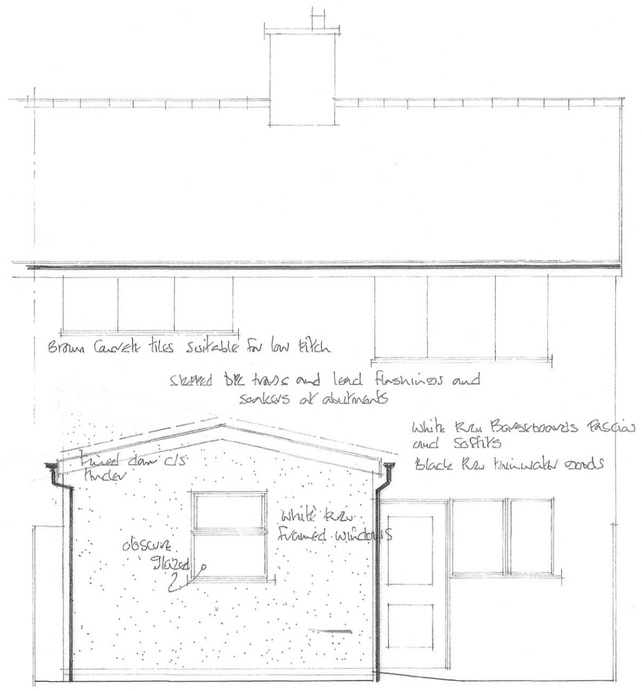


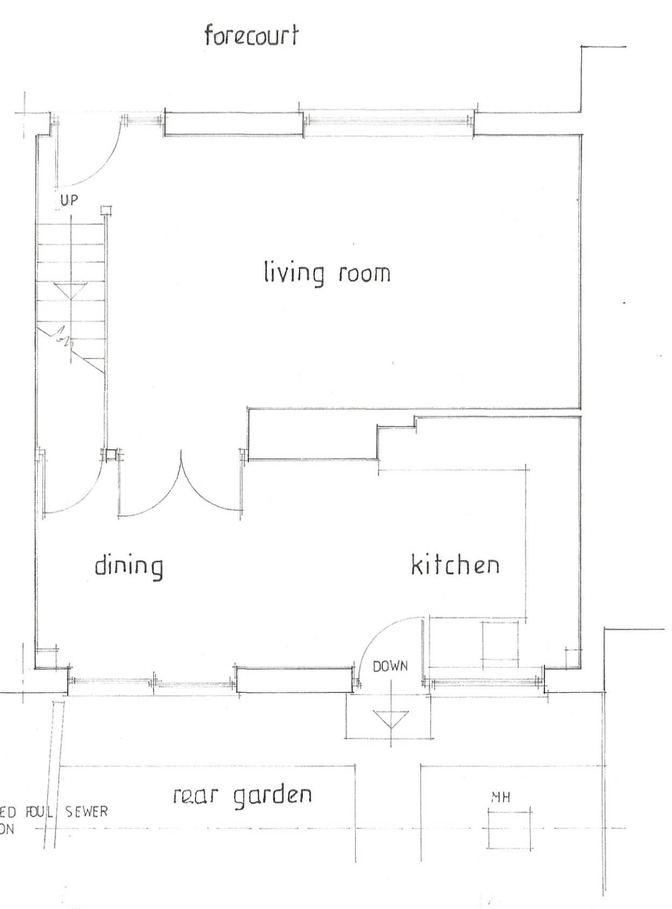
Existing Rear Elevation nw



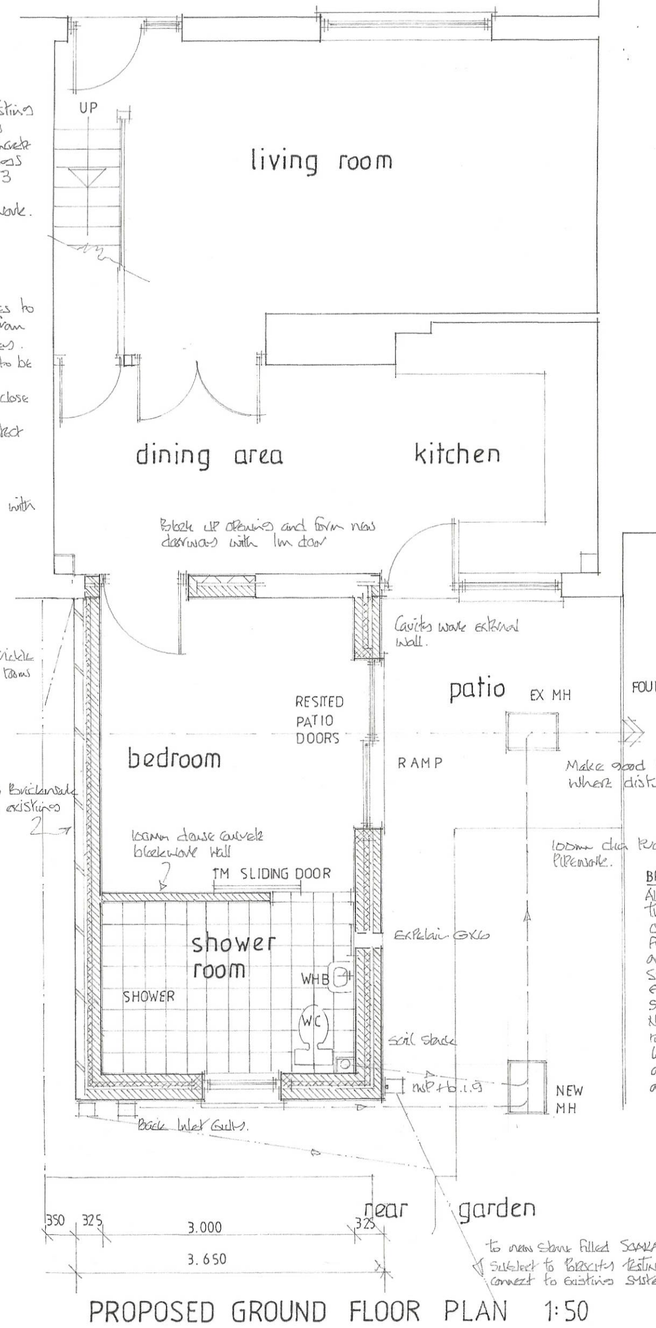
Existing Part Section



Proposed Rear Elevation nw



Existing Ground Floor Plan 1:50m



PROPOSED GROUND FLOOR PLAN 1:50

FORMING OPENINGS

Where knocking through existing masonry walls to form new openings include for Precast Concrete Lintels over width and depth of openings of 150mm minimum and 3 courses of brickwork over. Make good reveals in brickwork.

RADON

Radon Gas Protection measures to be as described in Report from The British Geological Survey. Minimum BASIC Protection to be employed.
1. Extract Fan Provision to close cavity.
2. DPC trays at DPC to protect DPm.

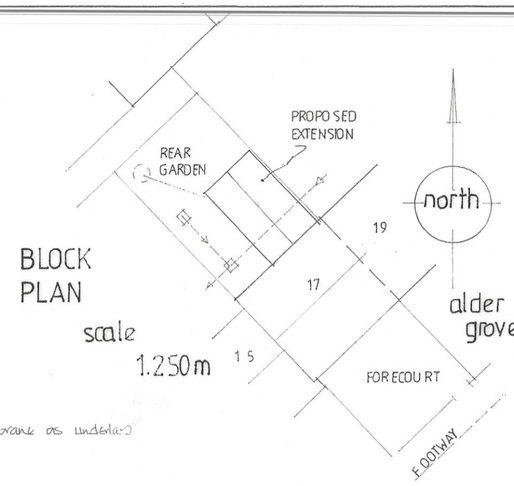
Bond in new work to existing with Ancon wall tie system

WINDOWS

White Upvc framed double glazed units with trickle vent systems 8000cm² where serving habitable room 4000cm² elsewhere.
Use Low E glass with 16mm air gap where glazing in windows is less than 800mm above adjoining finished floor level (1.5m in case) use toughened safety glass to BS6206.

EXTERNAL DRAINAGE

Use back inlet kerb tactile coated gullies.
Black Upvc rainwater gutters and downpipes.
Build new in 225mm Class B engineering brickwork 600 x 450mm internally with Grade B medium duties C.I. cover and frame.
100mm dia. below ground Soil Pipes laid on Chippings bed min. falls 1 in 80 minimum 1 in 20.



BLOCK PLAN scale 1.250m 1 5

ROOF VENTILATION

Ventilate roof spaces by using Timber breathable membrane as underlay supplemented with continuous vents to soffits.

ROOF STRAPS

Strap roof/walls at 1.8m centres with m.s. anchors 30x5mm in cross section. Include for noggins over 3 no trusses at gables.

ROOF INSULATION

300mm Rockwool Rollbatts insulation Quilt 150mm thick laid between ceiling ties 100mm thick Glass laid over.

ABUTMENTS

DPC trays Lead flashings and soakers at abutments.

ROOF

12mm Concrete interlocking tiles suitable for low Pitch laid to manufacturers specification on Battened sarking felt on Timber breathable membrane on 12½° Duvet pitched trussed rafters by MANUFACTURER or similar to include all necessary fillers and Permanent strutting towards the ridge as trusses bracing etc. to comply Rules with BS5268 Part 5.

EAVES

Clear Gutters at eaves with Rainwater Outlets discharge external.

LINTELS

Catnic Concrete steel lintels over openings with end bearings of 150mm minimum DPC trays stepped over voids packed with insulation.

EXTERNAL WALLS

Cavity wall external walls with 100mm clear cavity blockwork inner leaf 75mm Celotex cavity wall insulation batts 50mm clear cavity 100mm clear concrete blockwork / facing brickwork outer leaf. Galvanised steel wall ties at 750mm c/c horizontally 450mm c/c vertically 300mm c/c at jambs.

DPC

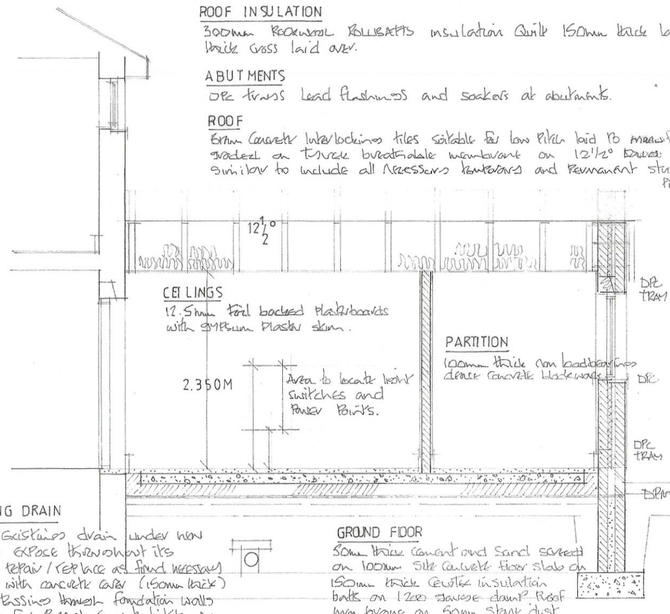
Hi-load horizontal damp Proof course

FOUNDATION WALLS

Cavity wide foundation walls with 100mm clear concrete blockwork inner leaf 125mm cavity 100mm clear concrete blockwork outer skin. Backfill cavity up to DPm with lean mix concrete.

FOUNDATIONS

750mm wide by 300mm deep 1:3:6 mix traditional strip foundations depth to suit site conditions take below excavated clean firm.



PROPOSED SECTION THROUGH 1:50

EXISTING DRAIN

Locate existing drain under new annexe excavate throughout its length repair / replace as found necessary Reback with concrete cover (150mm brick) where passing through foundation walls include for precast concrete lintels over

GROUND FLOOR

50mm thick concrete sand screed on 100mm Site concrete floor slab on 150mm thick Cavity insulation batts on 1200 gauge damp Proof membrane on 50mm Blinding on a minimum 150mm brick clean well consolidated hardcore.

NOTE

Final Ground Floor Construction and foundation details to be determined by inspection of excavations by approved personell.

INTERNAL DRAINAGE

50mm Stainless steel easy clean waste to shower
40mm Pvc wastes to wash hand basin and sink unit
38mm steel Seal traps to shower basin and sink unit
100mm dia Pvc waste to wc.
100mm dia Pvc Soil stack terminated with 110mm vent Bend in Soil stack in Ply faced duct with screwed fixings include for fibreglass sound insulation Packings.

WATER AND SPACEHEATING

Extend existing system like new areas.

BUILDING CONTROL

on receipt of the following copies are to be deposited with Building Control.
1. Trussed Rafter Design
2.

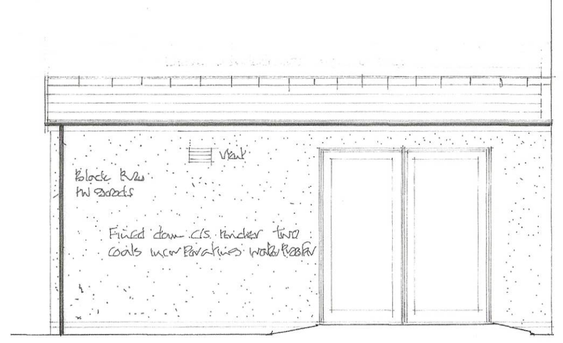
BRIEF ELECTRICS

All new electrical works are to be carried out under the Quantities Person Scheme.
Electrical smoke detector system c/w sounders and 1no. 2kg main operated smoke detectors interconnected and each with battery backup.
Supply and fix mains operated low voltage mechanical extract fan to shower Room. Position c/w suction operated shower to lift/sec. output.
New lighting points are to be capable of receiving only low energy lighting
Locate heat switches and Power points in an area between 450mm above and 1.200m above adjoining finished floor level.

PART L BUILDING REGULATIONS

Windows and Door to achieve U value of 1.6 W/m²K to Comply with Part L1B of the Buildings Regulations.

Stepped dpc trays lead flashings and soakers at abutments.

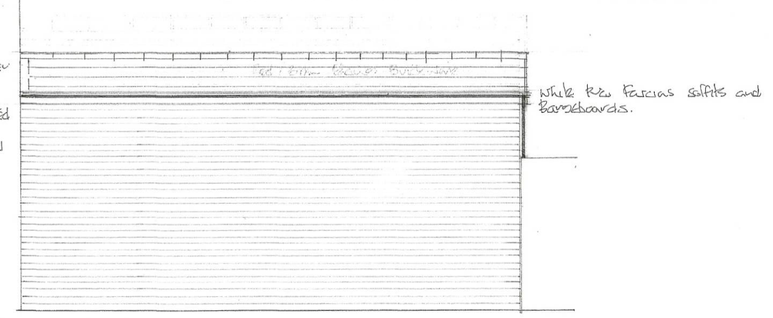


Proposed Side Elevation sw

TRUSSED RAFTERS

To comply fully with PART A of the Building Regulations Design and Calculations as attached Manufacturers specification

Brown Concrete tiles suitable for 12½° Pitch Mechanical Mortar Low Pitch to B.S 5534 : 2014 to Comply Fully with Part C of the Building Regulations



Proposed Side Elevation ne

SOAKAWAY

Locate Soakaways Minimum 5 metres away from Building Conditions under PART H of the Buildings Regulations. Percolation Tests in accordance with BRE digest 365 and BS 6297 Part H as the Building Regulations.

NOTES:

All dimensions must be checked on site and not scaled from this drawing.

This plan has been prepared for Planning and /or Building Regulation purposes only.

Some forms of building works may require action by the owners under The Party Wall Act 1996. The adjoining owners are to be informed of the proposals at least one month before commencement of works and their written approvals obtained.



LOCATION PLAN scale 1:1250

north

	Date	Revisions
B	02.09.2021	Roof changed to Duo Pitch. VS
A	31.08.2021	Building Regulation Amendments VS

© copyright

D. Vivian Jones AssocRICS
Building Design Services
114, Brecon Road,
HIRWAUN,
Rhondda Cynon Taff,
CF44 9NS
Tel. 01685 812069
Mobile 07702 380869
Email: vivjonesdesign@yahoo.co.uk

Client: Emma Thomas

Job Title: Proposed Provision of Disabled Facilities.

Drawing Title: 17, Alder Grove, Gurnos. MERTHYR TYDFIL. CF47 9SF.

Scale: 1:50 1:100 1:250 1:1250

Date: 20.07.2021 Drawn by: VJ.

Drg. No. 2817 DFG Rev.

OS 342

594 x 841mm A1