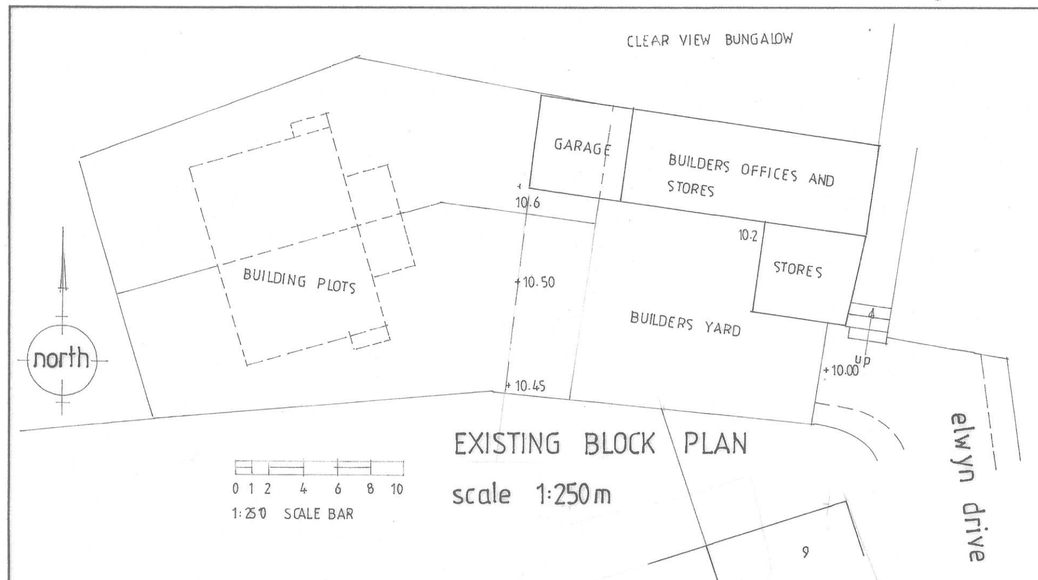


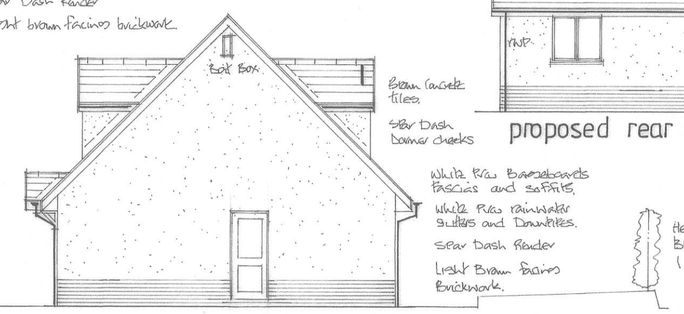
EXISTING BLOCK PLAN
scale 1:250m



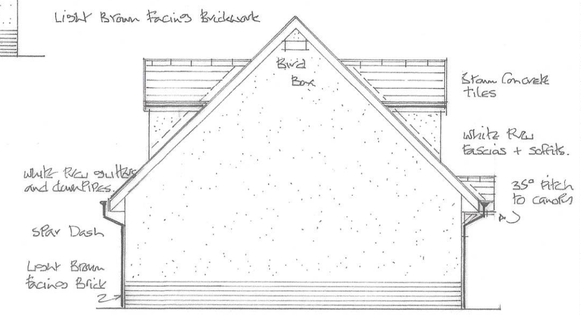
proposed front elevation - east



proposed rear elevation - west

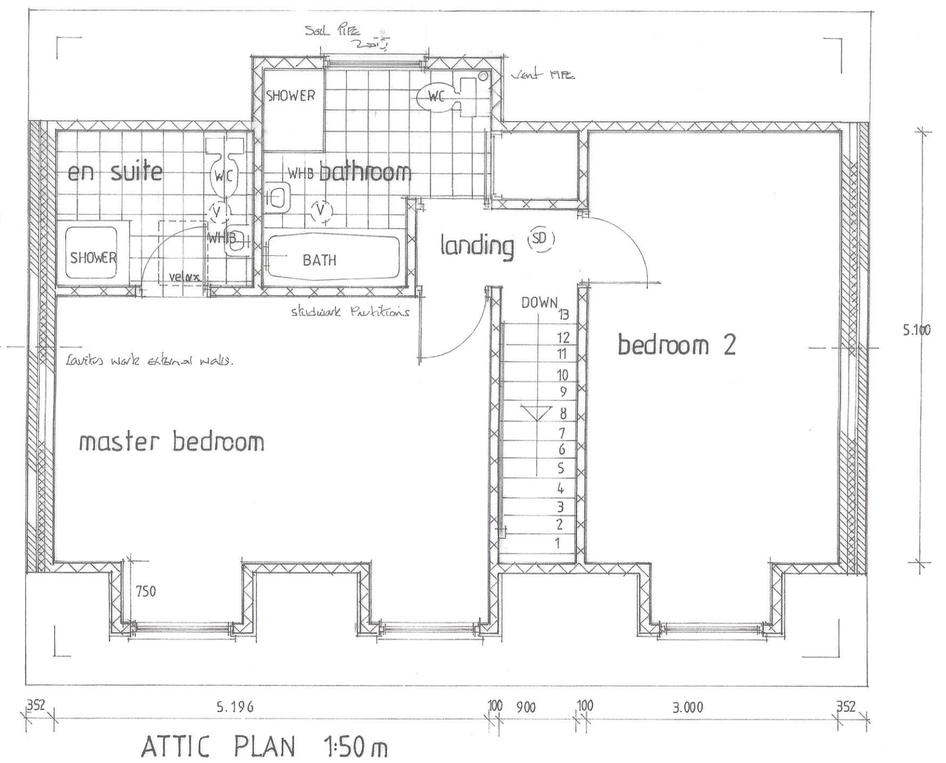


proposed side elevation - north

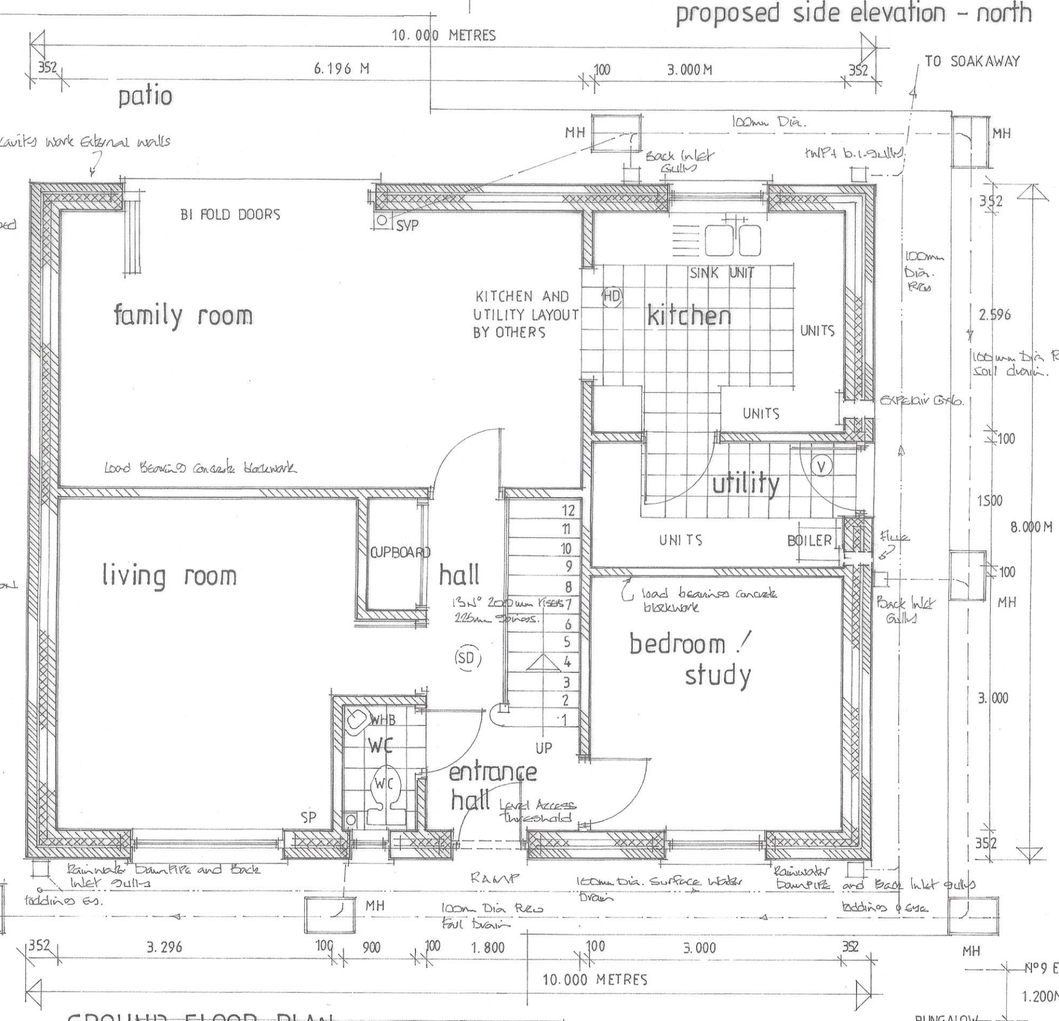


proposed side elevation - south

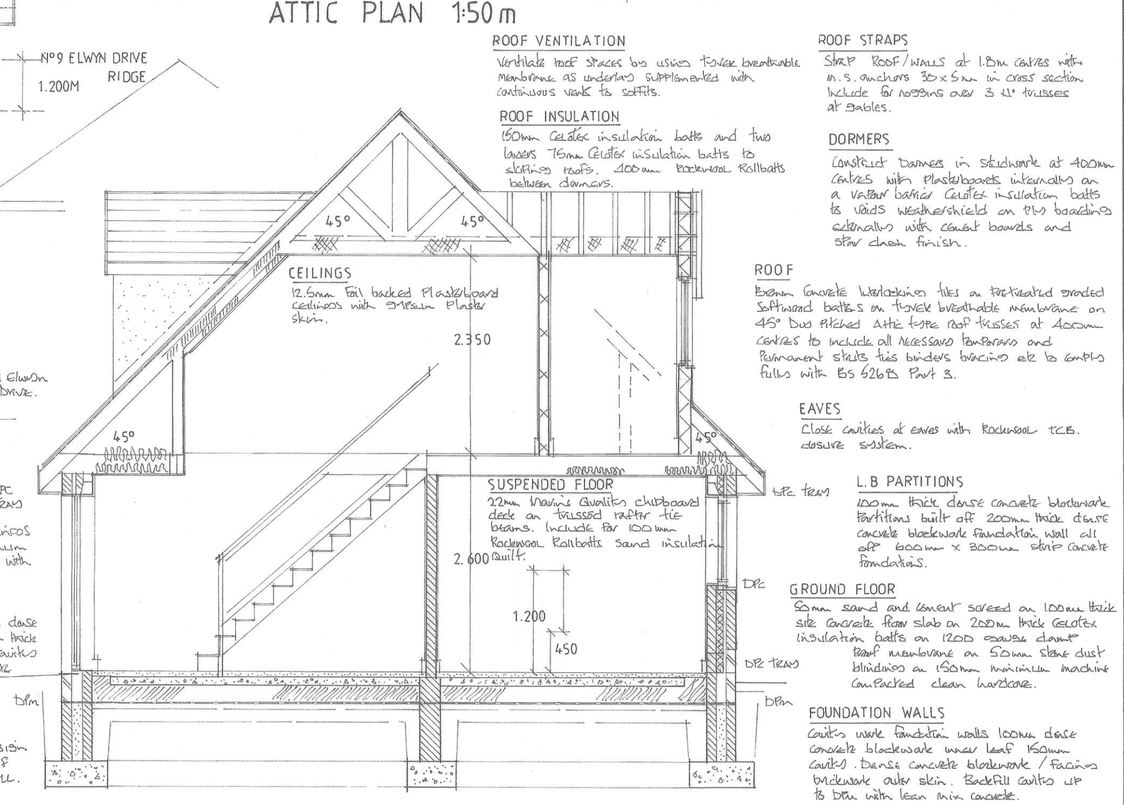
1:50 BAR SCALE
0 0.5 1 2 3 4 5



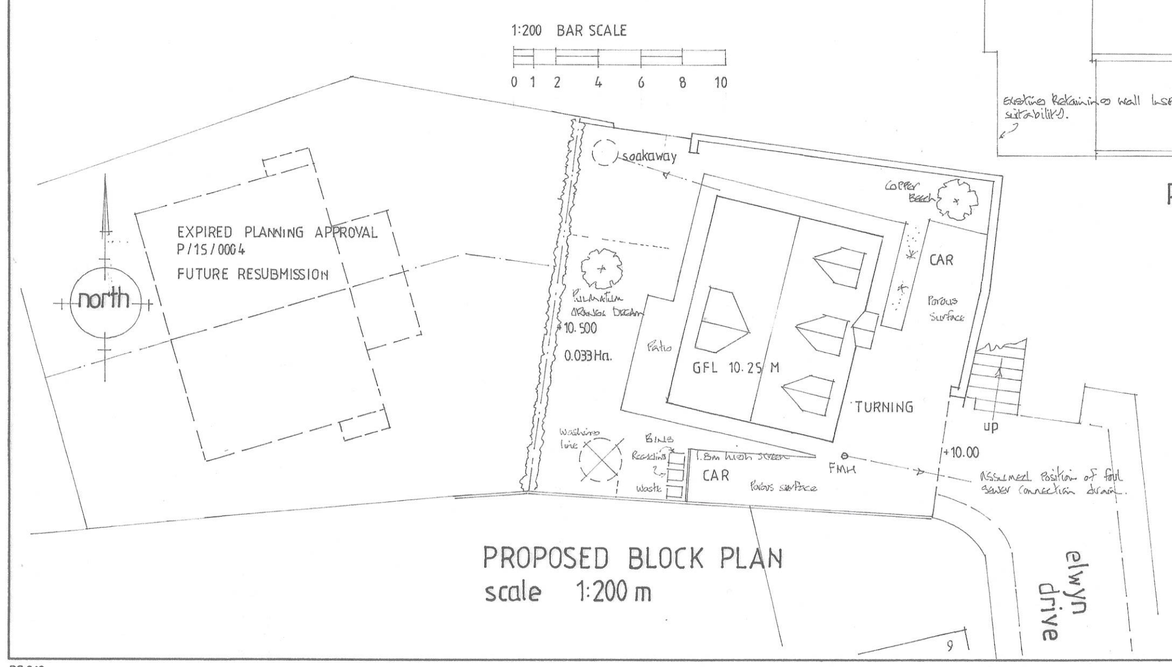
ATTIC PLAN 1:50 m



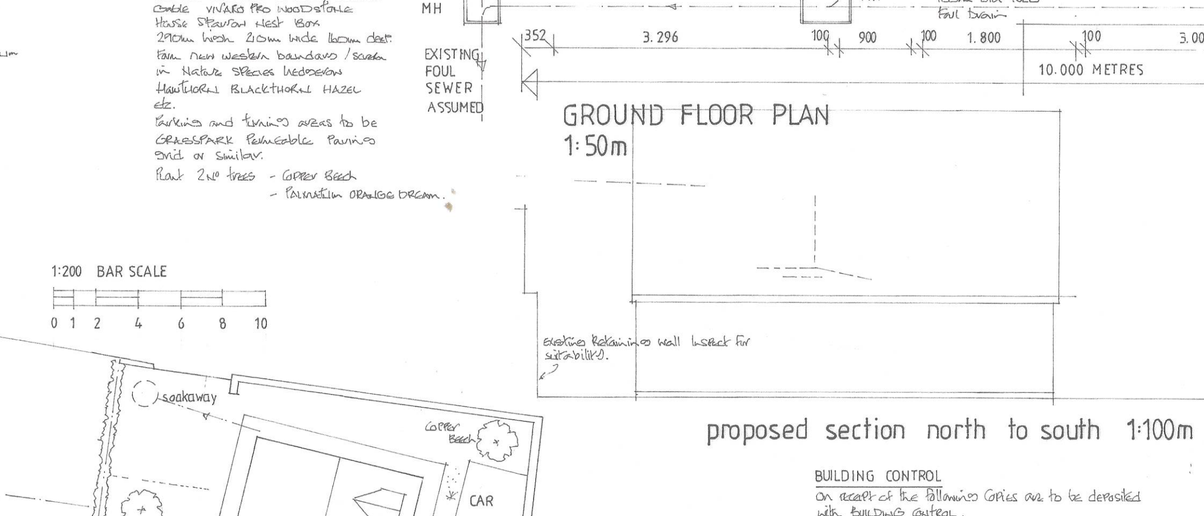
1:50 BAR SCALE
0 0.5 1 2 3 4 5



PROPOSED SECTION 1:50m



PROPOSED BLOCK PLAN
scale 1:200 m



proposed section north to south 1:100m

INTERNAL DRAINAGE
50mm Stainless steel waste clean waste to shower
40mm Rlu wastes to sink units wash hand basin and bath.
75mm deep seal traps to shower basins sink units and bath.
Include for rodding access at elbows.
100mm dia. Rlu wastes to W.C.s.
100m dia. Rlu soil stack to OF inc terminated with Diress Vaves.
100mm dia. Rlu soil and vent Pipe terminated in external air with. Rlu cowl
Bnr in Soil stacks in Rlu faced ducts with screwed lids backfill voids with insulation quilt

EXTERNAL DRAINAGE
Use back inlet trap eccentric trapped gullies.
White Rlu rainwater gullies and downpipes.
Build Mhs in 225m Class B engineering brickwork 600mm x 450mm internally with Grade B medium duty Cast iron covers and frames.
100mm Dia. Rlu below ground Pipework laid at gradients Bed Maximum falls 1in 8 minimum 1 in 40.
Connect new foul drainage to existing foul sewer connection drain at eastern side of Plot.
Connect surface water runoff to new stone filled soakaways at NW boundary sited subject to Percolation Testing.

BRIEF ELECTRICS
All electrical works are to be carried out under the Competent Persons Scheme.
Supply and fix 2nd mains operated interconnected smoke detector Alarms each with battery backup
Supply and fix mains operated mechanical extract fan to kitchen Envirovent or similar approved 60lit/sec.
Supply and fix mains operated mechanical extract fan to Utility Room Envirovent 60lt or similar approved 30 lit/sec output.
All new lighting points are to be suitable for connection to low energy lighting only.
Locate light switches and Power points in an area between 450mm above adjacent finished floor level and 1.200m above.

WINDOWS
White Rlu framed double glazed units with trickle vent system 8000mm² where serving habitable rooms 4000mm² elsewhere
Use low E glass with a 16mm air gap.
Where glazing in windows is less than 800mm above adjacent finished floor level 1.5m in doors use laminated safety glass to BS6206
Bedroom windows serving habitable rooms are to be a minimum 450m x 850mm as Secondary means of escape.

RADON
Radon Gas protection measures to be as described in Report from the British Geological Survey.
Minimum BASIC Protection to be employed
1. Extend DPM through to cross cavities
2. DPC two at GFL to protect DPM.

SAP RATING 3.246
A SAP rating calculation is to accompany the Buildings Regulations Full Plans Application.

AIR TEST
On completion of works before occupation an Air Leakage test is to be carried out by an Approved Person.

8.000 METRES

SPRINKLER SYSTEM
Supply and Install an Automatic system to BS 9251 : 2014. Certified on completion. FIRE SUPPRESSION

BOILER
Gas fired Condensing Boiler with Horizontal Pressure Flue. 3.950

BIODIVERSITY
Supply and fix to North elevation Gable A tea chance Bat Box constructed model self cleaning 150mm high 25mm wide 18mm deep
Supply and fix to South elevation Gable Vivara Pro Woodstone House Sparrow nest box 270mm high 26mm wide 16cm deep
Plant new western boundary Screen in Native species Hedgerow Hawthorn Blackthorn Hazel etc.
Turfing and Planting areas to be GRASSMARK Polinator Planting Seed or similar.
Plant 2nd trees - Grey Beech
- Tasmanian Oranges Eucalyptus

BUILDING CONTROL
On receipt of the following Copies are to be deposited with Building control.
1. 45° Pitch Attic Trussed Rafter system.

LINTELS
Catnic Concrete Steel lintels over openings with end bearings of 150mm minimum DPC trays dished over voids Packed with insulation.

EXTERNAL WALLS
Cavity work external walls with 100mm dense concrete blockwork inner leaf 100m thick celotex insulation batts 50mm clear cavity facing brickwork and dense concrete blockwork outer leaf.

NOTE
Final Piled Floor / Foundation Design to be determined by inspection of Excavations by APPROVED PERSONNEL.

ROOF VENTILATION
Ventilate roof spaces by using timber breathable membrane as underlay supplemented with continuous vent to soffits.

ROOF INSULATION
150mm Celotex insulation batts and two layers 75mm Celotex insulation batts to sloping roofs. 200mm Rockwool Rollbatts between dormers.

ROOF STRAPS
Strap Roof / walls at 1.8m centres with m.s. anchors 30 x 5mm in cross section include for noggins over 3 No trusses at gables.

DORMERS
Construct Dormers in Studwork at 400mm centres with Plasterboards internally on a vapour barrier Celotex insulation batts to walls weathershield on Ply boarding externally with cement boards and stav dash finish.

ROOF
Brown Concrete Interlocking tiles on Tanalised treated Softwood battens on Tyvek breathable membrane on 45° Duo Pitched Attic Trussed Rafter Trusses at 600mm centres to include all necessary fastenings and Permanent Struts ties bracing etc to comply fully with BS 5268 Part 3.

EAVES
Close cavities at eaves with Rockwool TCES. closure system.

L.B PARTITIONS
100mm thick dense concrete blockwork Partitions built off 200mm thick dense concrete blockwork foundation wall all off 600mm x 300mm thick concrete foundations.

GROUND FLOOR
50mm sand and cement screed on 100mm thick site concrete floor slab on 200mm thick Celotex insulation batts on 1200 gauge damp proof membrane on 50mm Stone dust blindings on 150mm minimum machine compacted clean hardcore.

FOUNDATION WALLS
Cavity work foundation walls 100mm dense concrete blockwork inner leaf 150mm cavity. Dense concrete blockwork / facing brickwork outer skin. Backfill cavity up to DPM with lean mix concrete.

FOUNDATIONS
750mm wide by 300mm deep 1:3:6 mix traditional strip concrete foundations both to suit site conditions minimum 900mm.

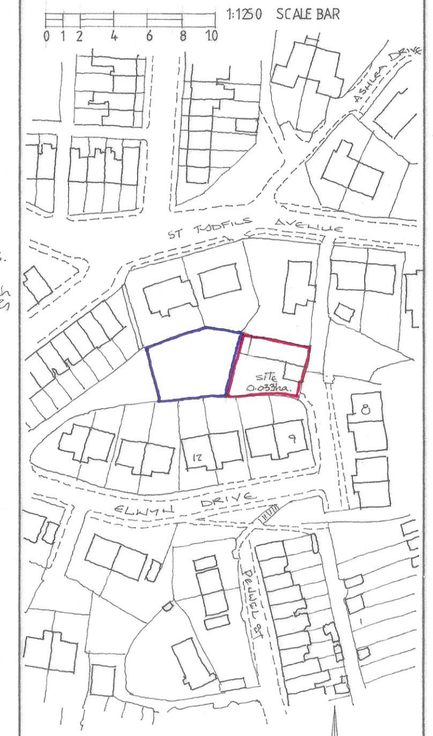
NOTES:

All dimensions must be checked on site and not scaled from this drawing.

This plan has been prepared for Planning and /or Building Regulation purposes only.

Some forms of building works may require action by the owners under The Party Wall Act 1996. The adjoining owners are to be informed of the proposals at least one month before commencement of works and their written approvals obtained.

1:1250 SCALE BAR
0 1 2 4 6 8 10



LOCATION PLAN
scale 1:1250

A		
	Date	Revisions

© copyright

D. Vivian Jones AssocRICS
Building Design Services
114, Brecon Road,
HIRWAUN,
Rhondda Cynon Taff,
CF44 9NS
Tel. 01685 812069
Mobile 07702 380869
Email: vivjonesdesign@yahoo.co.uk

Client
L.L. Powles Property Developments Ltd.

Job Title
Proposed Demolition of Offices and Stores and Construction of Bungalow.

Drawing Title
Builders Offices Stores,
Elwyn Drive,
MERTHYR TYDFIL.
CF47 0NJ.

Scale 1:50 1:100 1:200 1:250 1:1250

Date 23.04.2026 **Drawn by** VJ

Drg. No. 3073 NB **Rev.**

DS 342

594 x 841mm A1