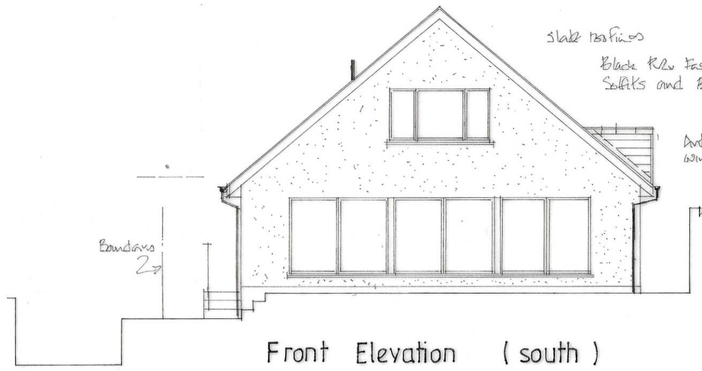
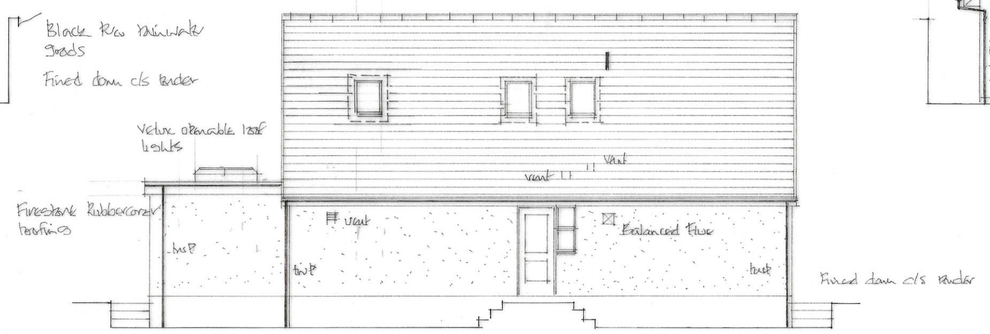
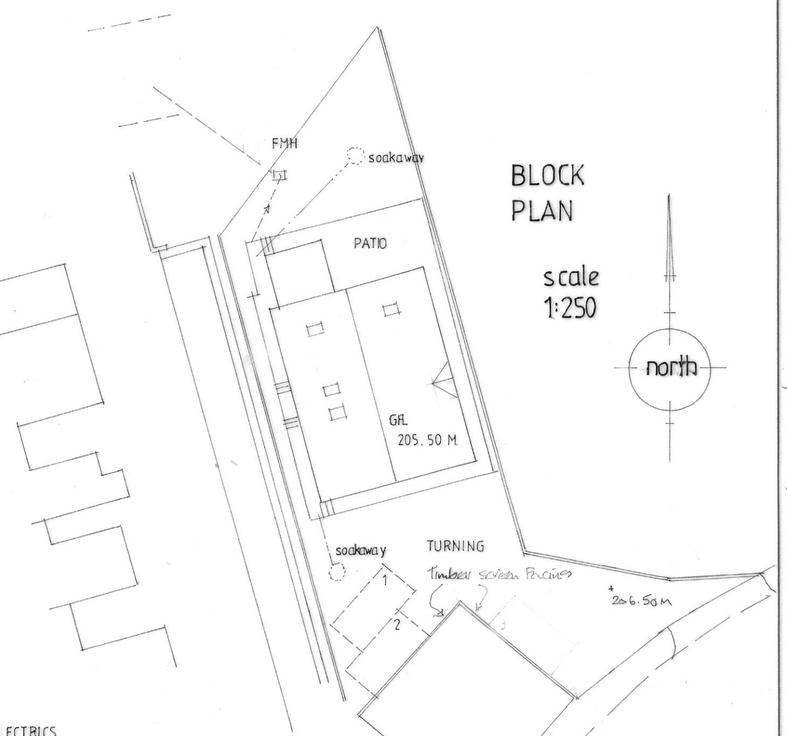


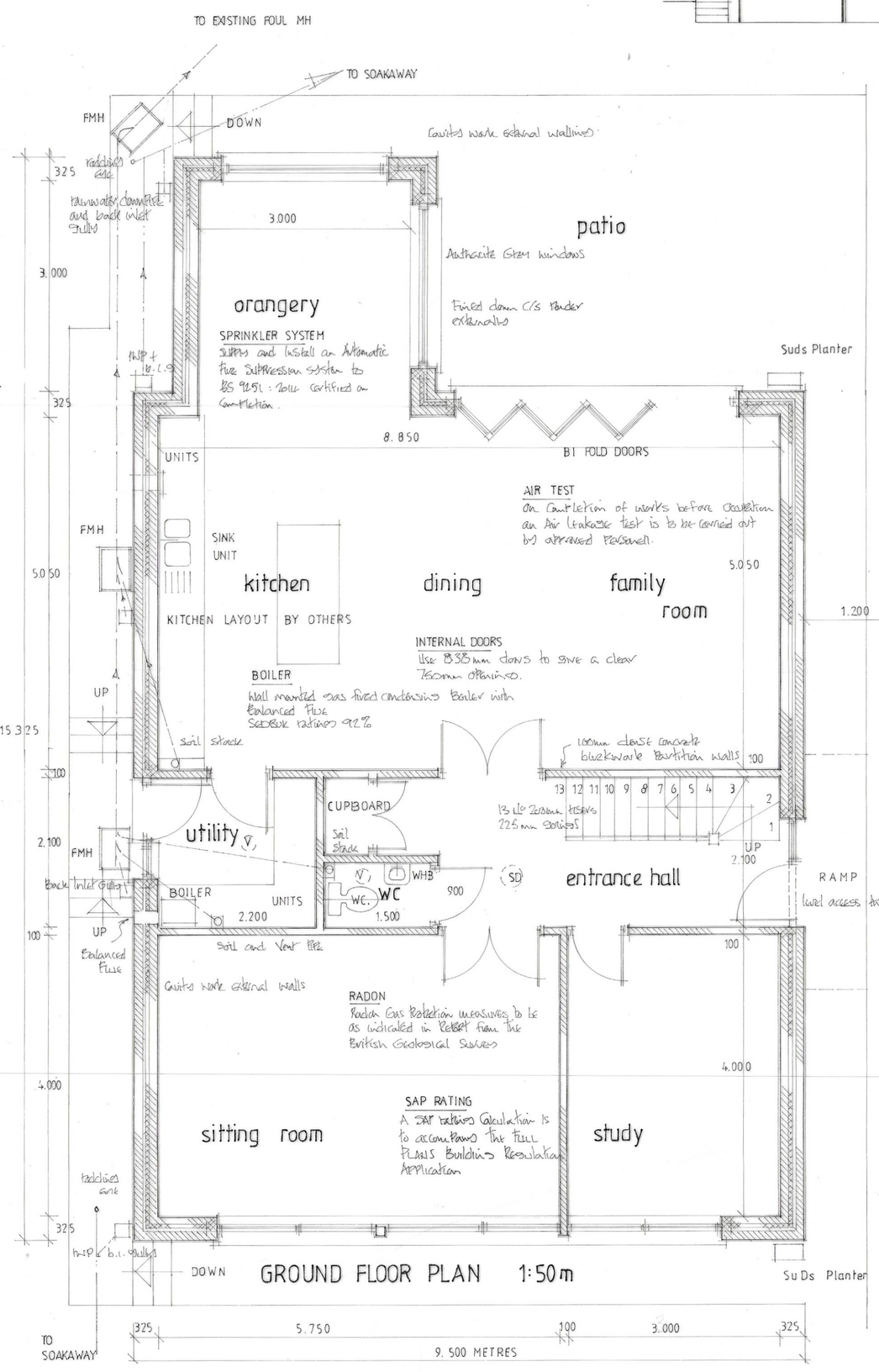












EXTERNAL DRAINAGE

Use kwik Inlet type raddable traprod Gullies. Black Rw rainwater goods Build Walls in 215mm Class B engineering brickwork laid in 1:3 cement mortar in English bond with vertical joints not exceeding 10m apart. Provide movement joints at 6m centres. Provide 225mm deep concrete strip foundations on undisturbed ground. Provide 100mm thick concrete ground floor slab on 150mm thick hardcore bed on 1200 gauge polythene dpm. Provide 100mm thick insulation to floor slab. Provide 100mm thick insulation to cavity walls. Provide 150mm deep reinforced concrete strip foundations on undisturbed ground. Provide 100mm thick concrete ground floor slab on 150mm thick hardcore bed on 1200 gauge polythene dpm. Provide 100mm thick insulation to floor slab. Provide 100mm thick insulation to cavity walls. Provide 150mm deep reinforced concrete strip foundations on undisturbed ground.

Falls 1in 8 minimum 1 in 40.
Connect new foul wastes to existing foul sewer Connection not in new sewers Connect surface water runoff to new Storm filled soakaways sited subject to Percolation tests.

INTERNAL DRAINAGE

50mm Stainless steel easy clean waste to shower
40mm PRV wastes to wash hand basins bath and sink outlet
75mm deep seal traps to shower bath sink units and wash hand basins
Include for raddaloc access at elbows
100mm PRV wastes to WCs.
80mm dia. PRV Soil stacks include for slow bends at bases and terminate with traprod VALVES.
Terminate Soil and Vent pipe with PLOW goose.
Box in Soil stacks with PB faced duct/box with packed Jackfix Rock Voids with fireproofed sound insulation.

WINDOWS

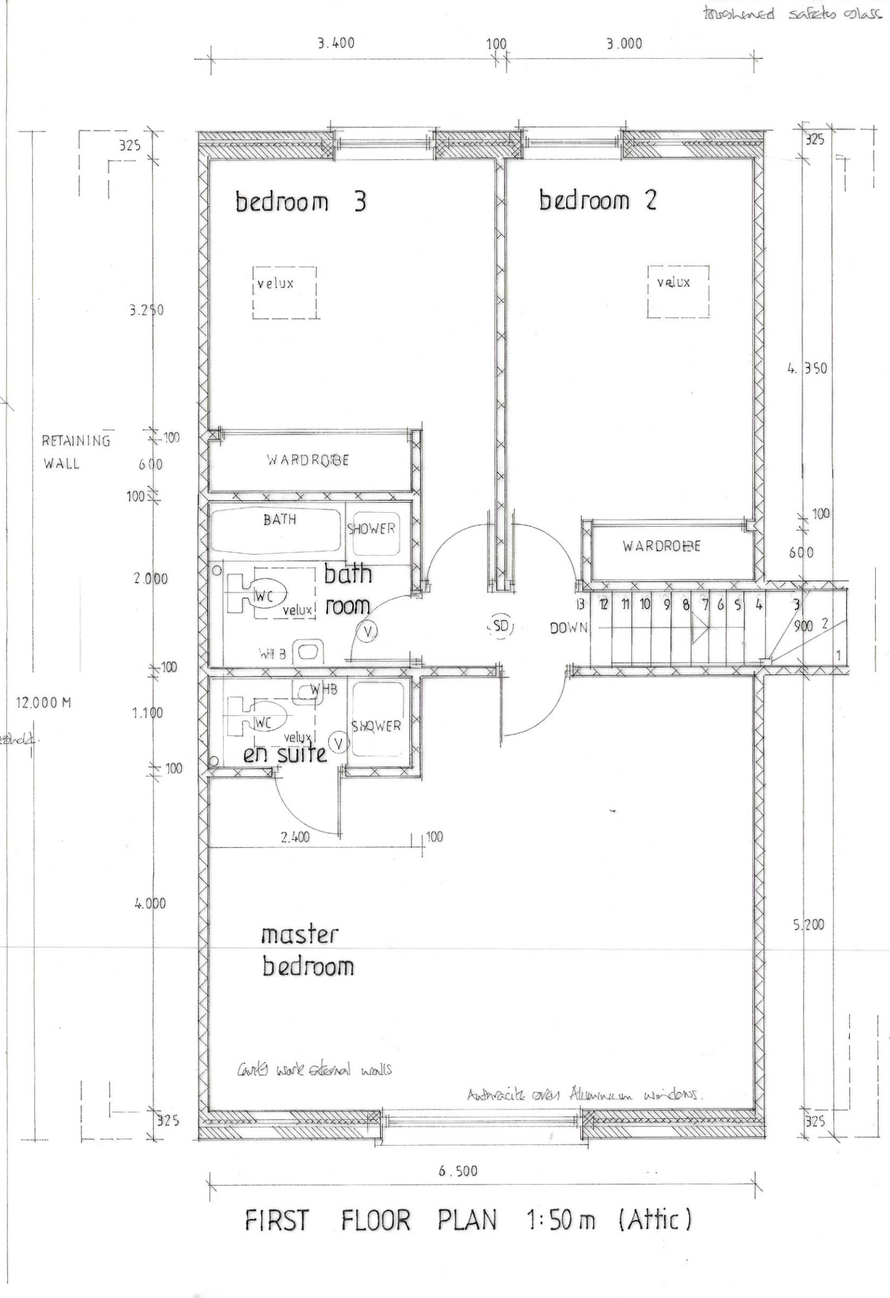
Anthracite Grey Aluminium framed double glazed windows with trickle Vent Systems 8000mm² where serving habitable Room 4000mm² elsewhere.
Use low E glass with 16mm air gap.
Bathroom windows are to have minimum openings lights of 450x800mm as secondary means of escape.
Where Glazing in windows is less than 800mm above adjoining finished floor level 1.5m in doors use toughened safety glass to BS6206.

BRIEF ELECTRICS

All new electrical works are to be carried out under the competent persons Scheme
Supply & fit mains operated 2 no interconnected smoke Detector alarms each with Battery Backup
Supply & fit mains operated mechanical extract fan to Kitchen 60Pa low duty or similar approved giving 60 ltr/sec output
Supply and fit mains operated mechanical extract fan to Utilities 60Pa low duty or similar approved giving 30 ltr/sec output
Supply & fit low voltage mains operated mechanical extract vents to WC etc. Bathroom and en suite all ceilings mounted and ducted to external air 60Pa low duty or similar approved Giving 15 ltr/sec output operational thereon. Light switches with 15 minute over run facility.
90% of all lighting points to be capable of running low energy lighting only.
Locate light switches and power points in an even between 450mm above and 1.200m above adjoining finished floor level.

BUILDING CONTROL

On receipt of the following items are to be discussed with Buildings control.
1. Attic trussed rafter Details.
2. Structural Engineers Design Sheets



ROOF VENTILATION

Ventilate roof Spaces by using Tyvek breathable membrane as underlay 50mm air gap continuous vent system at soffits.

STRAPS

Steel Roof / Walls at 1.8m centres with m.s. anchors 30x5mm in cross section. Include for noggins over 3 no Tussed rafters at gables.

ROOFLIGHTS

Velux openable roof lights set in Manufacturers flashings units.

ROOF INSULATION

300mm Rockwool Rollbatt insulation Quilt 150mm laid between ceiling ties / joists with 150mm thick cross laid over.

ROOF

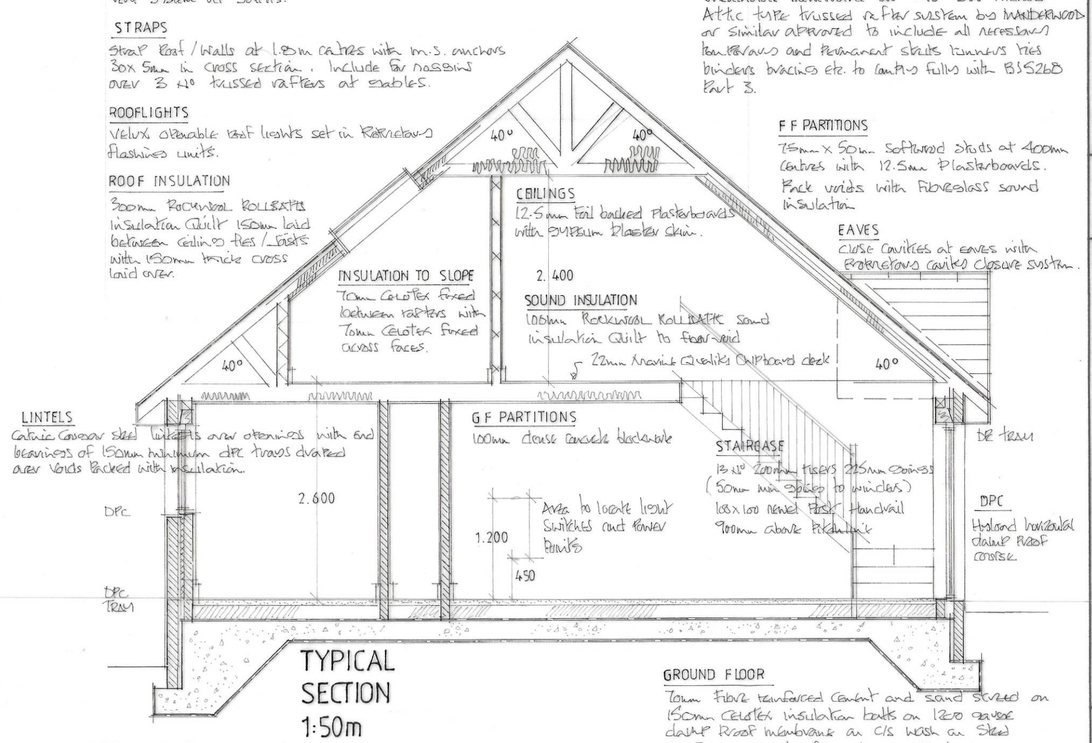
Natural Slate roofing laid to manufacturers spec. on Pre-treated stretched SW battens on Tyvek breathable membrane on 40° DVS pitched Attic type trussed rafter system by Masterwood or similar approved to include all necessary temporary and permanent stabilising timbers ties binders bracing etc to comply fully with BS5268 Part 3.

F F PARTITIONS

75mm x 50mm Softwood studs at 400mm centres with 12.5mm Plasterboards. Back voids with Fibreglass sound insulation

EAVES

Close cavities at eaves with Polyethylene cavity closure system.



EXTERNAL WALLS

Cavity wall external walls with 100mm dense concrete blockwork inner leaf 150mm Celotex insulation batts 50mm clear cavity 100mm dense concrete blockwork outer skin Galvanised steel wall ties at 750mm centres horizontally 450mm centres vertically 300mm at Jambs.

GROUND FLOOR

75mm Fibre reinforced cement and sand screed on 150mm Celotex insulation laid on 1200 gauge damp Proof membrane on C/S work on Steel reinforced concrete floor slab raft type foundations all to Structural Engineers Design Sheets.

NOTES:

All dimensions must be checked on site and not scaled from this drawing.

This plan has been prepared for Planning and /or Building Regulation purposes only.

Some forms of building works may require action by the owners under The Party Wall Act 1996. The adjoining owners are to be informed of the proposals at least one month before commencement of works and their written approvals obtained.

	Date	Revisions
A	07.01.21	2nd parking space removed VJ

© copyright

D. Vivian Jones AssocRICS
Building Design Services
114, Brecon Road,
HIRWAUN,
Rhondda Cynon Taff,
CF44 9NS
Tel. 01685 812069
Mobile 07702 380869
Email: vivjonesdesign@yahoo.co.uk

Client
Fallon O'neill

Job Title
Proposed Detached Dwelling.

Drawing Title
Plot 6, Sandbrook Place, Bryntirion Road, MERTHYR TYDFIL, CF47 0EW

Scale 1:50 1:100 1:250 1:1000

Date 30.10.2020 Drawn by VJ.

Drg. No. 2764 NB Rev.

DS 342

594 x 841mm A1