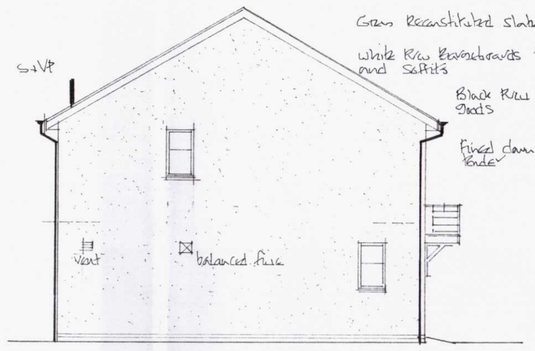


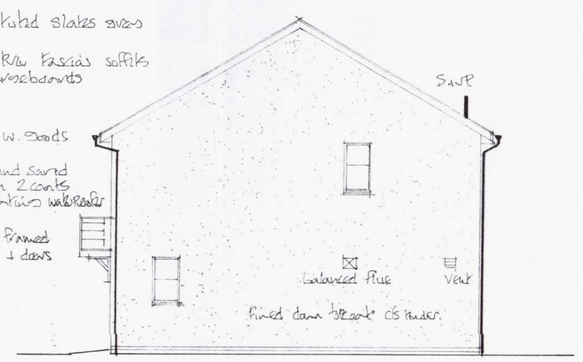
front elevations - west



side elevation - north



rear elevations - east



side elevation - south

FINISHES

ROOF	GREY RECONSTITUTED SLATE	WINDOWS	WHITE PVCU
FASCIAS	WHITE PVCU	DOORS	WHITE PVCU
SOFFITS	WHITE PVCU	WALLS	FINED DOWN CS. RENDER
R.W. GOODS	BLACK PVCU		

ROOF

Grey Reconstituted slate roofing on Rockwool 25 extended battens to manufacturers specification on Tyvek breathable membrane on 30° Duo Pitch trussed rafter system at 400 ⇒ centres c/w timber fascia cantilevers to include all necessary temporary and permanent struts kickers ties binders etc to comply fully with BS5268 Part 3.

ROOF VENTILATION

Ventilate roof spaces by using Tyvek breathable membrane as underlay supplemented with continuous vents to eaves.

STRAPS

Strap roof/walls SUSPENDED floor/walls at 1.8m centres with M.S. anchors 30 x 5mm in cross section. Include for noggins over 3N° trusses/joists at centres

ROOF INSULATION

300mm Rockwool Rollbatts insulation Quilt to roofspace. 150mm thick laid between ceiling ties 150mm thick cross laid over

CEILINGS

12.5mm thick foil backed plasterboards with Gypsum Plaster Skim

EAVES

Close cavities at eaves with Rockwool fire cavity closure system.

LINTELS

Catnic timber frame lintels over openings C/Ws with end bearings of 150mm DPC to jambs over. Minimum 3 no fixing clips to each lintel.

F.F. PARTITIONS

89mm and 75mm timber framed studwork bw timber frame manufacturers (Computer).

STAIRCASE

13 no 220mm risers 225mm goings Handrail 900mm above pitch line 1.000m high balustrade with balusters at 99mm Centres

EXTERNAL WALLS

Cavity work external walls with 140m timber frame inner leaf construction 50mm clear cavity 100mm dense concrete blockwork outer leaf bonded with stainless steel stainless steel wall ties at 5 no/m² centres.

G.F. PARTITIONS

89mm and 100mm studwork bw timber frame manufacturers

SUSPENDED FLOOR

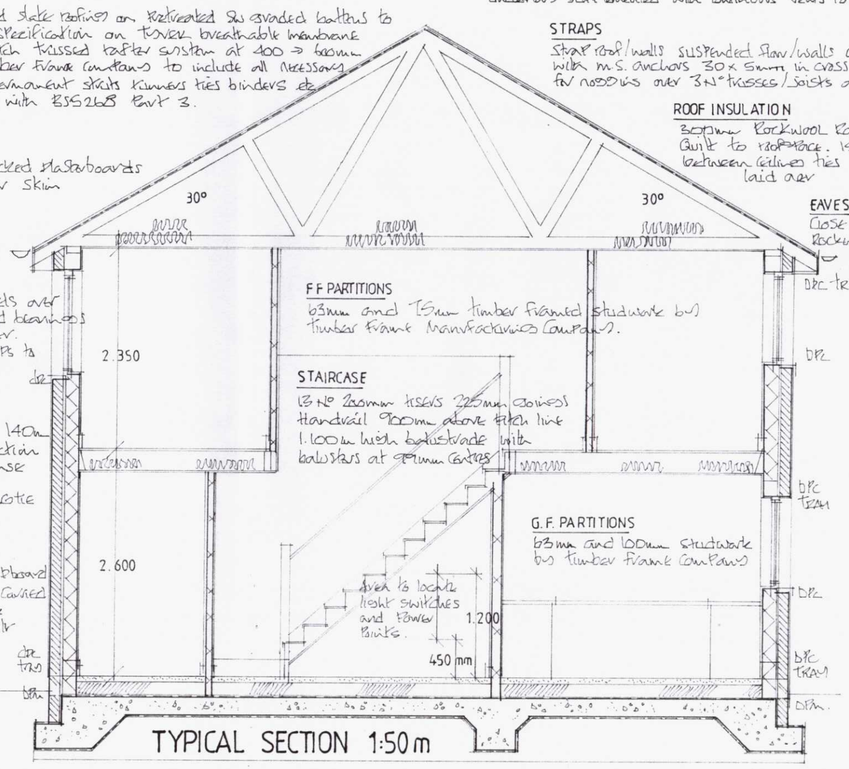
22mm thick marine quality chipboard floor deck on C.E.S. joist system carried on brick honeycomb. 100mm thick Fiberglass sound insulation quilt to void.

DPC

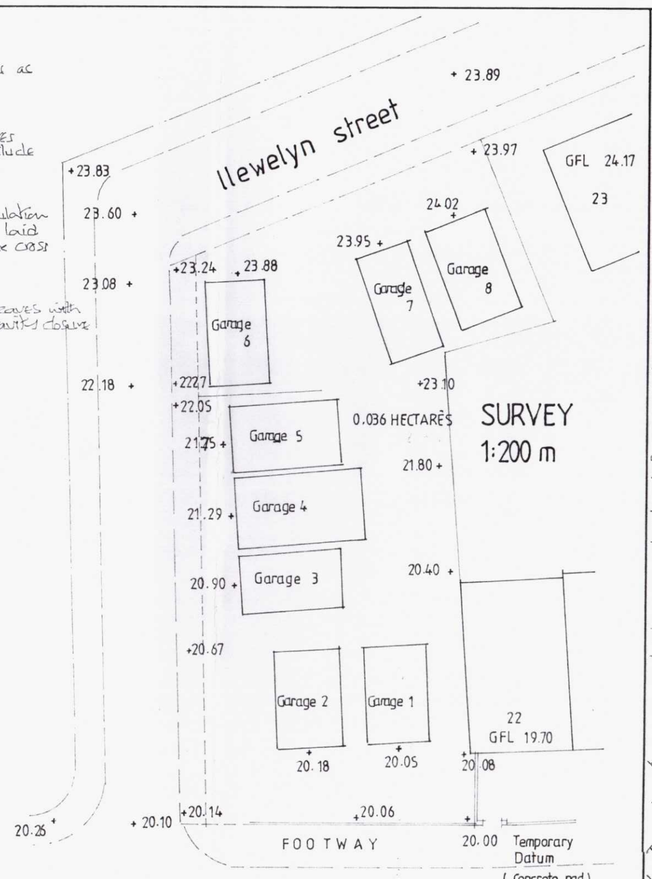
Holland Vertical damp proof course

FLOOR / FOUNDATION

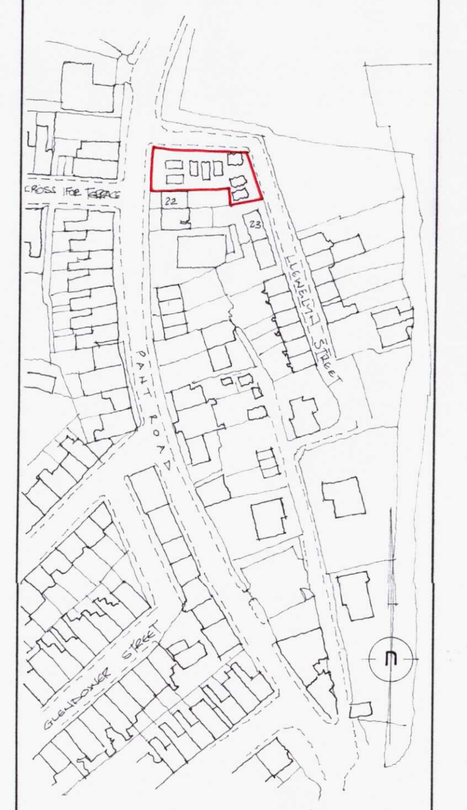
70mm Fibre reinforced cement and sand screed on 150mm Celotex insulation boards on 1200 Gauge DPM on steel reinforced concrete RAFT foundation as S.E. Engrs. details.



TYPICAL SECTION 1:50m



pant road



Location Plan scale 1:1250

NOTES:

All dimensions must be checked on site and not scaled from this drawing.

This plan has been prepared for Planning and /or Building Regulation purposes only.

Some forms of building works may require action by the owners under The Party Wall Act 1996. The adjoining owners are to be informed of the proposals at least one month before commencement of works and their written approvals obtained.

BOILER

Gas fired wall mounted condensing boiler with balanced flue sedbuk rating 92%

AIR TEST

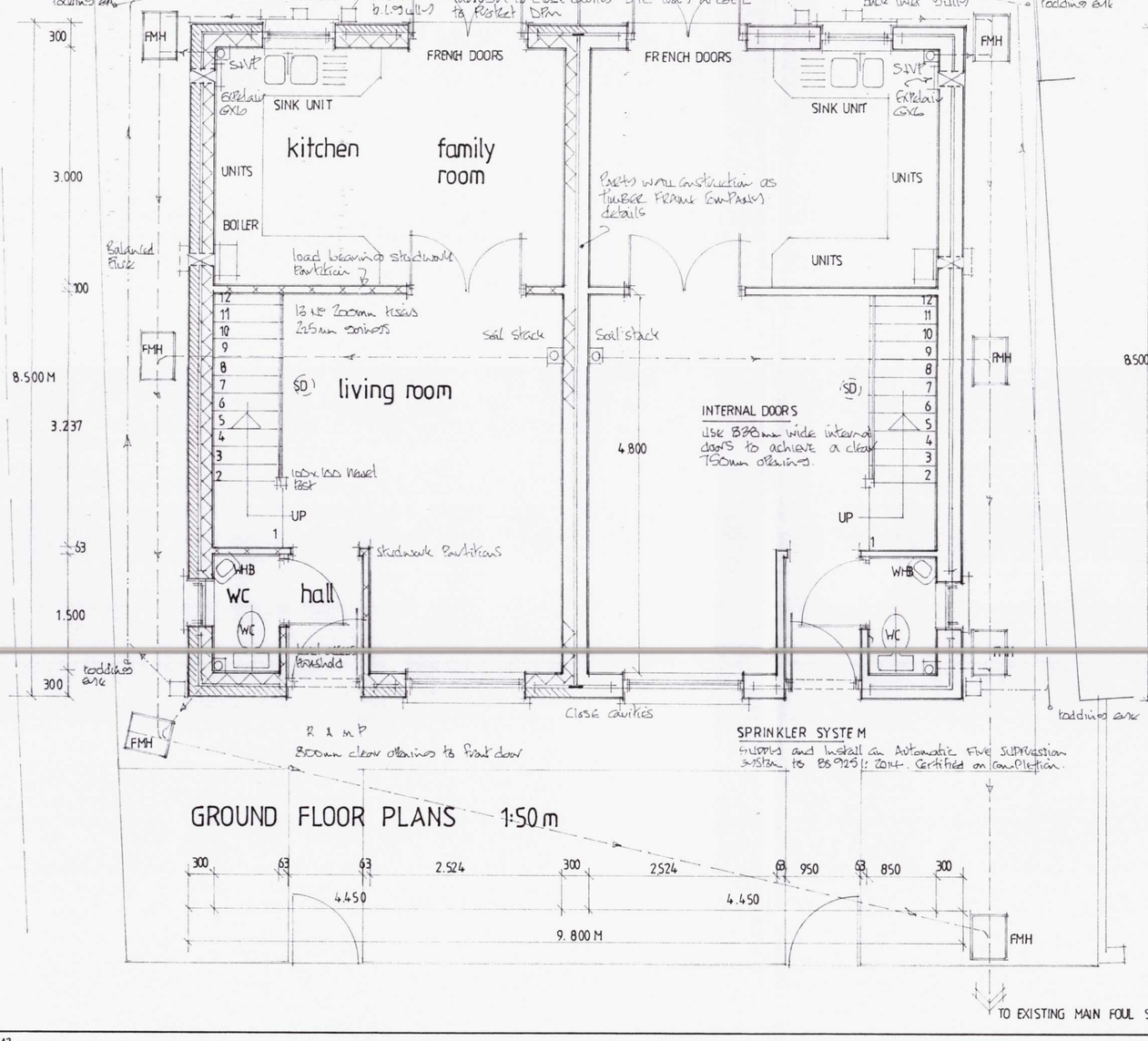
On completion of works before occupation an air tightness test is to be carried out by approved personnel.

RADON

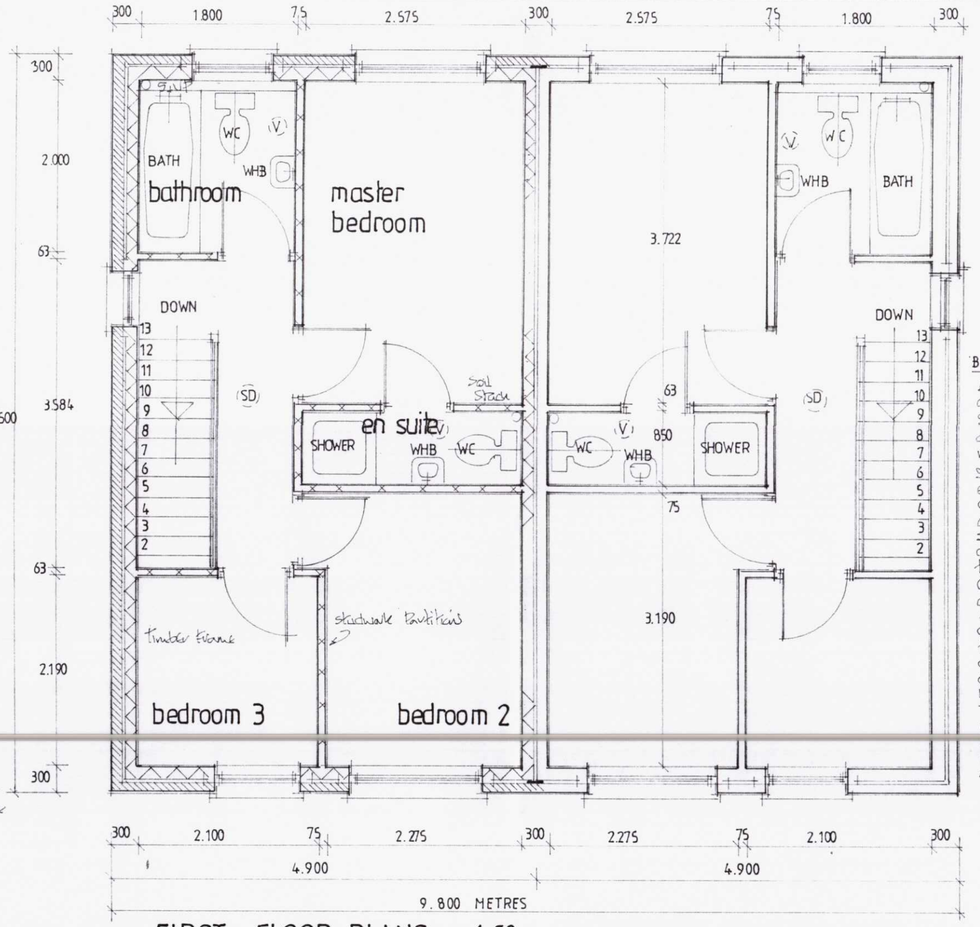
Radon Gas Protection measures are to be as described in Report from the British Geological survey Minimum BASIC Protection is to be upgraded to Full Protection to close gaps etc floor slab to Report Dated

SAP RATING

A SAP rating calculation is to accompany the Building Regulations/Full Plans application



GROUND FLOOR PLANS 1:50m



FIRST FLOOR PLANS 1:50m

WINDOWS

White R/w framed double glazed units with trickle vent systems 8000mm² where serving habitable rooms 4000mm² elsewhere. Use low E glass with 16mm air gap. Where glazing in window is less than 800mm above adjacent finished floor level (1.5m in doors) use toughened safety glass to BS6206 Openings leading to bedroom windows are to have a clear 850 x 850mm openings as secondary means of escape.

BRIEF ELECTRICS

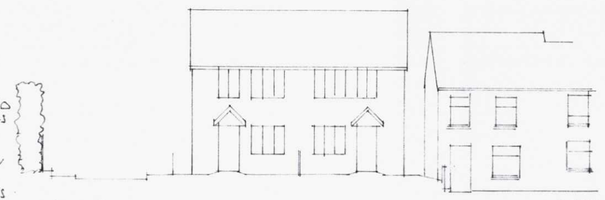
All new electrical works are to be carried out under the competent persons scheme Supply for 2 no mains operated smoke detector alarms interconnected each with battery backup to each dwelling Supply for mains operated mechanical extract vent to kitchen Extractor Grille or similar approved 60 l/s/sec. output Supply and fix mains operated low voltage ceiling mounted mechanical extract vents to en suites ducted to vent thro' External Grille or similar approved 15 l/s/sec output Conventional thermal heat switches with 15 minute overrun facility Supply of all luminaires points are to be capable of receiving low energy lighting only Locate light switches and power points in an area between 450mm above and 1.200m above adjacent finished floor level.

INTERNAL DRAINAGE

50mm Stainless Steel spray waste to showers. 40mm R/w waste to baths with basins and sink units. 75mm deep seal traps to showers baths basins and sink units Include for reducers, access eyes & elbows. 100mm dia Soil stacks terminated with 1/250 valves. 150mm dia soil and vent pipes terminated with Flic. Grids exclude for slow bends at bases. Box in Soil Stacks and Soil + Vent pipes in Ply faced ducts with screwed joints and fireproof sound insulation to voids.

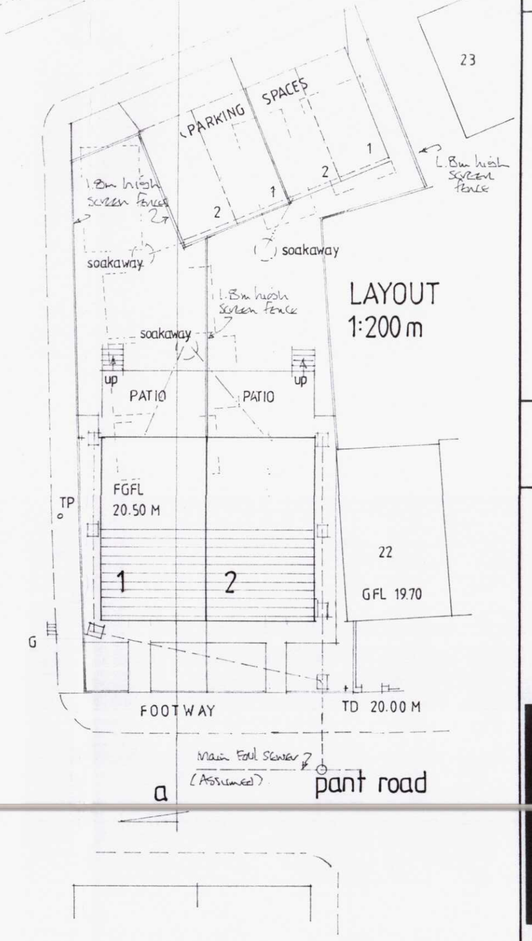
EXTERNAL DRAINAGE

Use back inlet type rodddable trapped gullies Black R/w rainwater outlets and downpipes Build bases in 225mm Class B engineering brickwork 600 x 450 internally with cranks to medium duties C.I. covers and frames 100mm dia R/w pipes beneath drives laid on compacted bed minimum falls 1 in 80 minimum 1 in 40. Connect new foul drainage to existing Adopted Foul sewer in Pant Road (Assumed) Connect surface water runoff to new Stone filled soakaways sited suitable to Porosity Testing.



cross section through a - a 1:100m scale

street scene 1:200



LAYOUT 1:200 m

pant road

A		
	Date	Revisions

© copyright

D. Vivian Jones AssocRICS
Building Design Services
114, Brecon Road,
HIRWAUN,
Rhondda Cynon Taff,
CF44 9NS
Tel. 01685 812069
Mobile 07702 380869
Email: vivjonesdesign@yahoo.co.uk
RICS

Client: MMA.

Job Title: Proposed Demolition of 8 nº Domestic Garages and Construction of a pair of Semi Detached Houses.

Drawing Title: Land adjoining 22 Pant Road, Dowlais, MERTHYR TYDFIL. CF48 3SH.

Scale 1:50 1:100 1:200 1:1250

Date 30.11.2018 Drawn by VJ.

Drg. No. 2642 NB Rev.

OS 342

594 x 841mm A1