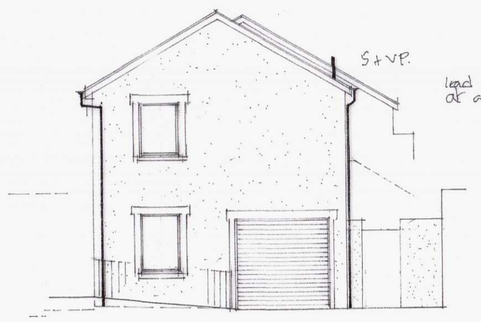


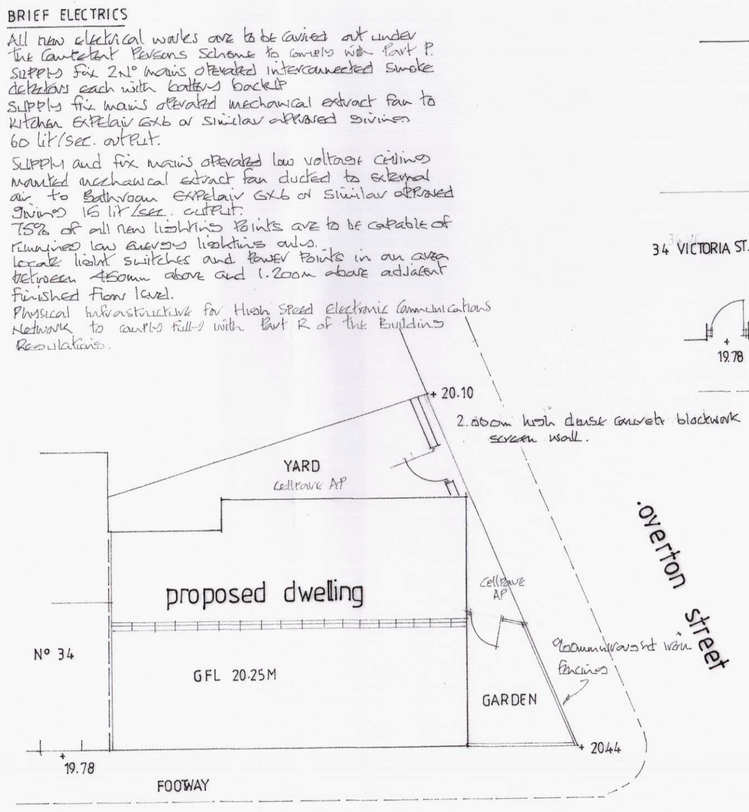
front elevation to victoria street (east)



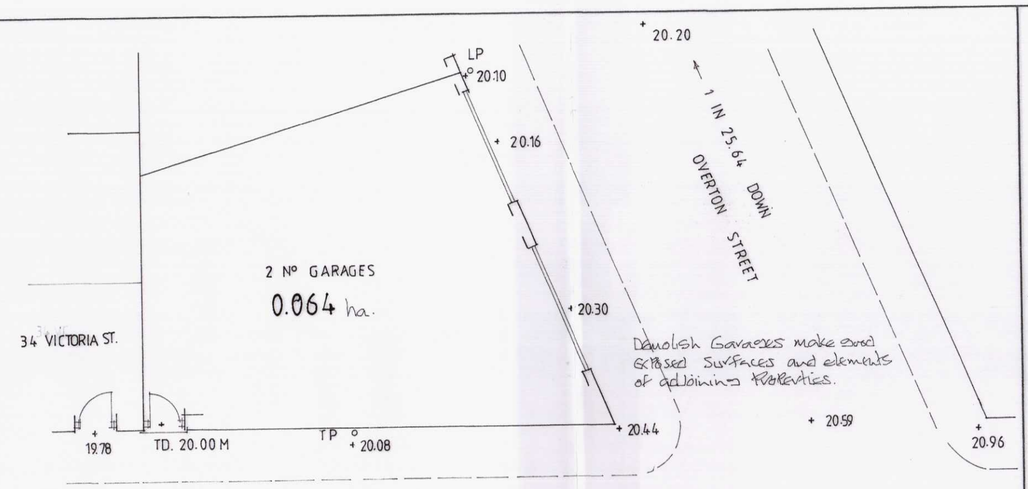
side elevation to overton street (north)



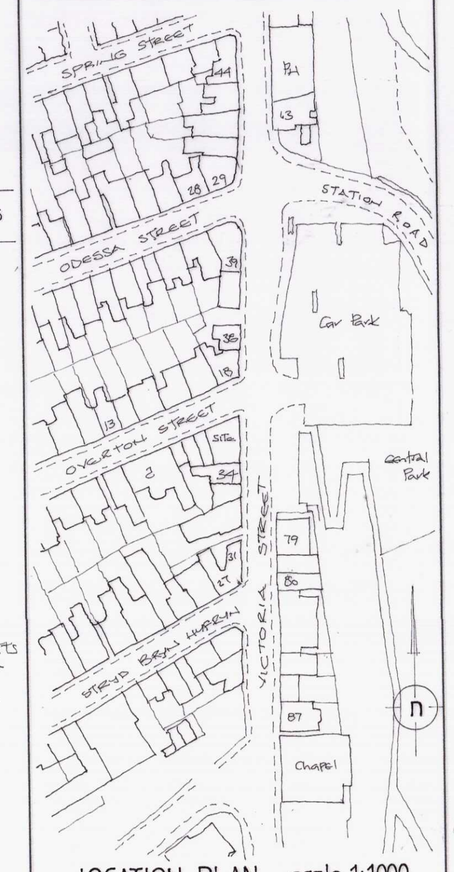
rear elevation (west)



BLOCK PLAN 1:100 m scale



SURVEY PLAN 1:100 m scale



LOCATION PLAN scale 1:1000

NOTES:

All dimensions must be checked on site and not scaled from this drawing.

This plan has been prepared for Planning and /or Building Regulation purposes only.

Some forms of building works may require action by the owners under The Party Wall Act 1996. The adjoining owners are to be informed of the proposals at least one month before commencement of works and their written approvals obtained.

	Date	Revisions
C	19.03.2020	Windows changed to Casement
B	02.08.2019	Elevations amendments
A	28.12.2018	Plan boundary amendment changed

© copyright

D. Vivian Jones AssocRICS
Building Design Services
114, Brecon Road,
HIRWAUN,
Rhondda Cynon Taff,
CF44 9NS
Tel. 01685 812069
Mobile 07702 380869
Email: vivjonesdesign@yahoo.co.uk

200073

RICS
PLANNING DEPARTMENT
27 MAR 2020
RECEIVED
MERTHYR TYDFIL COUNTY BOROUGH COUNCIL
OFFICE COPY
PLEASE RETURN

Client
MMA.

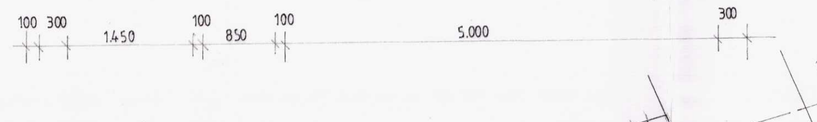
Job Title
Proposed Demolition of 2nº Semi Derelict Garages and Construction of Two Storey Dwelling with Integral Garage.

Drawing Title
Garages at Overton Street,
Dowlais,
MERTHYR TYDFIL.
CF48 3AT.

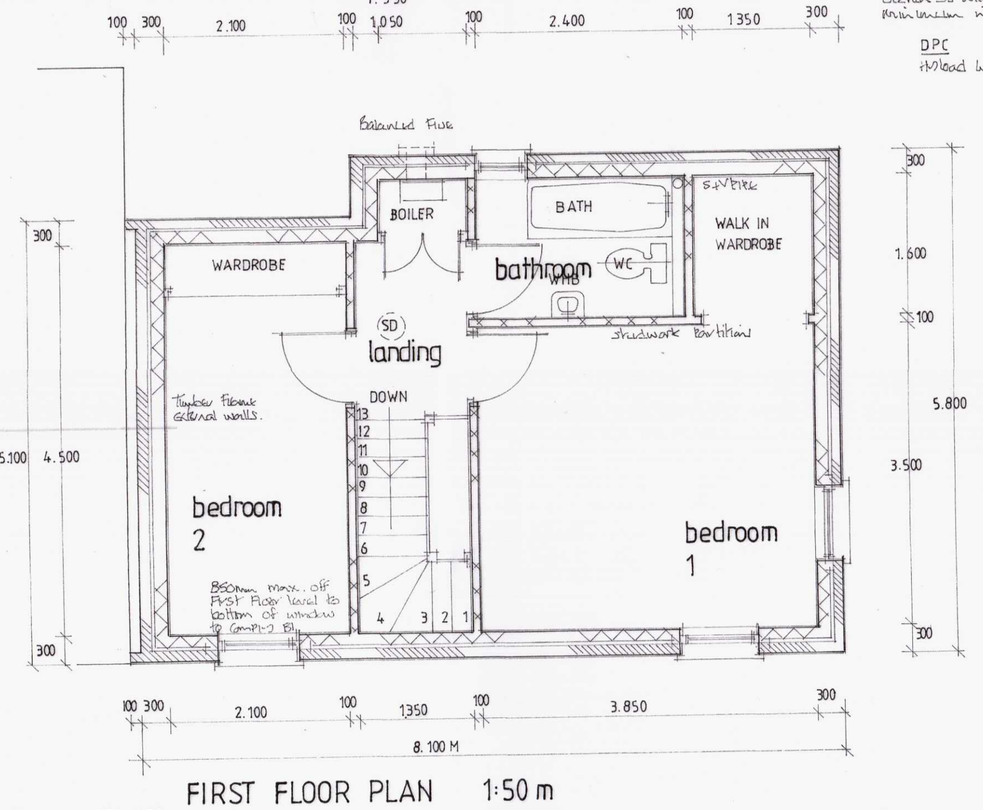
Scale 1:50 1:100 1:1000

Date 16.11.2018 Drawn by

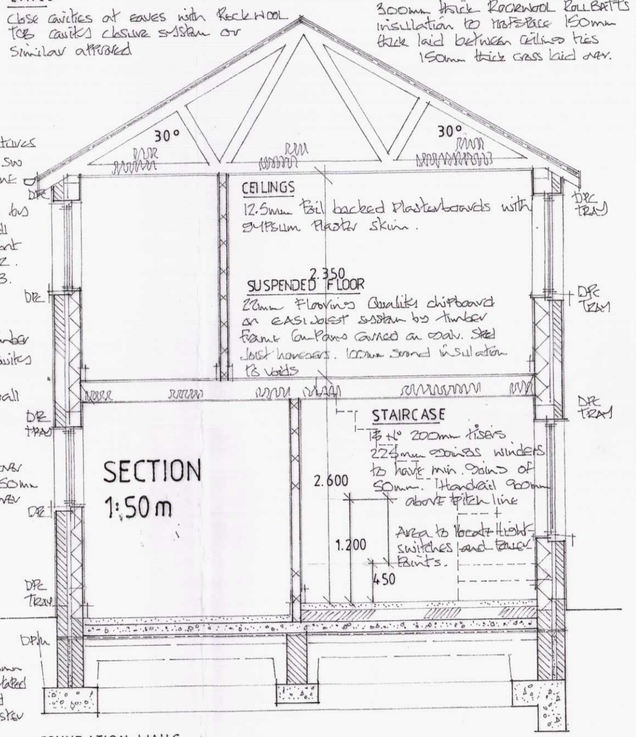
Drg. No. 2641 NB Rev.



GROUND FLOOR PLAN 1:50 m



FIRST FLOOR PLAN 1:50 m



ROOF
Reconstituted slates laid to manufacturers specification on Battens fixed on counter battens on 50 nº 25x38mm treated softwood battens at 100mm centres on Timber trusses @ 600mm centres. Timber trusses designed to manufacturers specification and Permanent stable Restraint. Tiles fixed with BS5534 Part 3.

EXTERNAL WALLS
Cavity wall external walls with 100mm Timber frame construction inner leaf 60mm Clear cavities 100mm dense concrete blockwork outer leaf. Stainless steel Stramadrile wall tie system at 375mm centres.

LINTELS
Catnic CH65 timber frame lintels over openings with end bearings of 150mm minimum with DPC fixed 225mm over.

DPC
1½ load horizontal damp proof course

ROOF VENTILATION
Ventilate roof spaces by using Tyvek breathable membrane as underlay supplemented with continuous vents to eaves.

ROOF STRAPS
Strap roof / walls roof / suspended floors with M.S. anchors. 30 x 5mm in cross section at 1.8m centres include for noggins over 3 nº trusses / joists at gables.

EAVES
Close cavities at eaves with Rockwool TCB cavity closure system or similar approved

ROOF INSULATION
300mm thick Rockwool Rollbatts insulation to manufacturers specification laid between 150mm thick lightweight concrete ties 150mm thick cross laid over.

GARAGE CEILING
Two layers each of 15mm Plasterboard boards with taped jointed and skimmed joints. Gypsum Plaster skimmed.

FOUNDATION WALLS
Cavity wall foundation walls with 100mm dense concrete blockwork outer leaf 90mm cavity 150mm dense concrete inner leaf. Reinforced cavities up to 1.8m with 15mm min. concrete.

FOUNDATIONS
600mm Beacon deep 1:8 nº to suit concrete strip foundations depths to suit site conditions min. 900mm.

GROUND FLOOR
100mm Plinth reinforced concrete and sand screed on 150mm thick Celotex insulation boards on 150mm site concrete floor slab on 1200 gauge D.P.M. laid over on 50mm Sharp clust blinding on 150mm well compacted clean hardcore.

FLOOR / FOUNDATIONS
Final Floor Foundation details to be determined by inspection of excavation by suitably qualified engineer.

DOORS WINDOWS SECURITY
All locking systems for doors windows etc. to comply fully with Part Q of the Building Regulations

BUILDING CONTROL
On request of the following areas are to be discussed with Building Control.
1. Timber frame Details including trusses & suspended floor etc.
2. SAP ratings
3. Certification of Installations.

INTERNAL DRAINAGE
40mm R/w wastes to sink unit bath and wash hand basins 75m deep seal traps to sink unit bath and w.h. basins. Include for rodding access at elbows.
100mm dia. R/w soil stacks to Kitchen and WC terminated with DVERTS valves.
100mm dia. Soil and vent pipe terminated with R/w ratok above roof line. Include for slab bend at base.
Bed in soil stacks + SaniVent pipe in Mu fixed ducts with Sanseal joints backfill voids with Fibrefloss sandfloorfix.

SAP RATING
A SAP rating Calculation is to accompany any 'Full Plans' Building Regulation Application.

RADON
Radon Gas Protection measures to be as recommended shown in report from the British Geological Survey. Minimum basic requirement to be earthsheet.
1. Extend DPM to reach 75 class cavities
2. DPC trays at GFL to protect DPM.

AIR TEST
On completion of works before occupation an air leakage test is to be carried out by approved personell.

SPRINKLER SYSTEM
Supply and Install an Automatic Fire Suppression system to BS9251:2014 Certified on Completion.

EXTERNAL DRAINAGE
Use back inlet type addressable treated gullies.
Black R/w rainwater gutters and down pipes.
Build walls in 225mm Class B engineering brickwork bond 450mm internally with Grade B medium duty C.I. covers and frames. 100mm dia. R/w below ground soil pipes laid on Chippings bed maximum falls 1 in 8 minimum 1 in 40.
Connect new system to existing main foul sewer in Overton Street (Assumed) or Victoria Street if necessary.

WINDOWS
White R/w framed Slidding Sash units with trickle vent shutters 8000mm² where servicing habitable rooms 4000mm² elsewhere. Use low E glass with 16mm air cavity. Bedroom windows are to have minimum clear openings of 850mm x 450mm as secondary means of escape. Where cills in windows is less than 800mm above adjacent finished floor level (1.5m in doors) use toughened safety glass to BS6206.

BOILER
Wall mounted gas fired condensing Boiler with balanced flue Seasonal efficiency of 92%

594 x 841mm A1