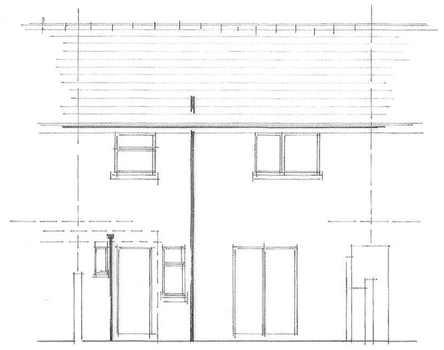
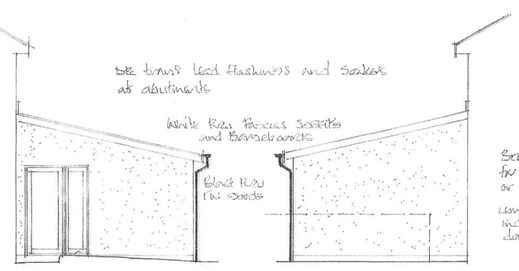


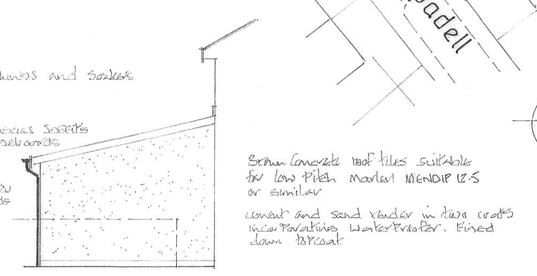
existing rear elevation ne.



proposed rear elevation ne.



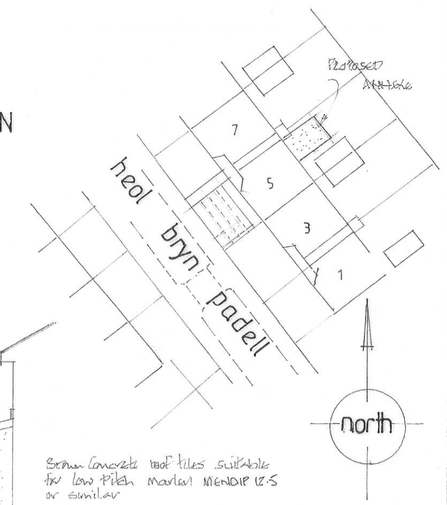
proposed side se



proposed side nw

BLOCK PLAN

scale
1:500





LOCATION PLAN

scale
1:1250

BRIEF ELECTRICS

All new electrical works are to be carried out under the Competent Persons Scheme SUPPLY and FIX 2 No mains operated interconnected smoke detector alarms each with battery backup
SUPPLY and FIX mains operated low voltage mechanical extract fan to BK Suite Extractair 300 or similar approved system 15lit/sec.
All new lighting points are to be suitable for running low energy luminaires only.
Locate light switches and power points in an area between 450mm and 1.200m above adjoining finished floor level.

PART BUILDINGREG'S

Windows and doors to achieve U values of 1.6 W/m² K. to comply with L1B of the Building Regulations

TILES

Marley MENDIP 12.5 roofing tiles suitable for low pitch to BS 5534 - 1:40

WINDOWS

Beaumont Rite framed double glazed units with trickle vent systems 8000mm² where serving habitable rooms 4000mm² elsewhere.
Use low E glass with 16mm air cavity where glazing in windows is less than 800mm above adjoining finished floor level 1.500m in doors use toughened safety glass to BS6206.

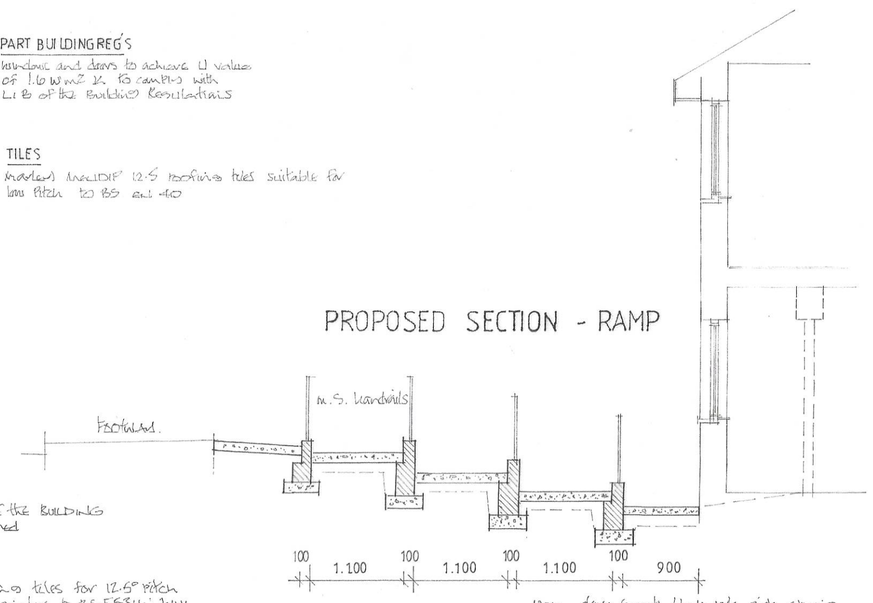
TRUSSED RAFTERS

Meadowood or similar to comply with Part A of the Buildings Regulations Design and calculations as attached Manufacturers Specification.

TILES

Extra Concrete interlocking tiles for 12.5° pitch Marley Modern 12.5 or similar to BS 5534 : 2014 to comply fully with Part C of the Building Regulations.

PROPOSED SECTION - RAMP



100mm thick concrete screed with non slip finish on 100mm clean hardcore bed constructed.

100mm dense concrete blockwork side retaining built off 200mm dense concrete blockwork off 450mm wide by 200mm deep 1:3:6 mix concrete.

ROOF INSULATION

100mm Knauf Rockwool Roll Batts insulation quilt to roof space 150mm thick laid between ceiling ties 150mm thick glass laid over.

ROOF VENTILATION

Ventilate roof spaces by using tyvek breathable membrane as underlay supplemented with continuous vents to soffits.

ROOF STRAPS

Secure roof and walls at 1.8m centres with m.s. anchors 30x5mm in cross section. Include for fixings over 3 no trusses or rafters.

ROOF

Redland concrete interlocking roof tiles suitable for low pitch on treated sarked 5no battens on tyvek breathable membrane on 12½° mono pitch trussed rafter system (to manufacturers) or similar & include all necessary fixings and ridge/hip/eaves tiles, birdsecs, brackets etc. to comply fully with BS 5534 Part 3. at 400mm centres.

EAVES

Close cavities at eaves with Polyethylene cavity closure system.

LINTELS

Steel catnic lintels over openings with end bearings of 150mm minimum dpc trays located over voids backed with insulation.

WALLS

Cavity work external walls with 100mm dense concrete blockwork inner leaf 70mm celotex insulation batts 50mm clear cavity 100mm dense concrete blockwork outer leaf.
Galvanised steel wall ties at 750mm centres horizontally 450mm c/c. vertically 300mm at jambs.

DPC

Hylond horizontal damp proof course

FOUNDATION WALLS

Cavity work foundation walls with 100mm dense concrete blockwork inner leaf 150mm cavity 100mm dense concrete blockwork outer leaf. backfill cavity with lean mix concrete up to DPC.

FOUNDATIONS

750mm wide by 300mm deep 1:3:6 mix traditional strip concrete foundations depth to suit site conditions minimum 900mm.

BUILDING CONTROL

On receipt of the following advice are to be deposited with Building Control
1. Lean-to roof trusses design
2. Structural engineers steel design sheets and dimensions.

GROUND FLOOR

50mm Sand and cement screed on 100mm dpc concrete floor slab on 150mm consolidated insulation quilts on 1200 gauge clause Polythene membrane on 50mm stone dust blinding on 150mm well compacted clean hardcore.

PROPOSED SECTION -ANNEXE 1:50

MAIN SEWER

Excise main sewer downstream of location under new annexe, repair defects as found necessary take necessary precautions below invert. Include for precast concrete lintels over where passing through foundation walls. Protect under buildings with concrete cover (150mm)

NOTES

Final ground floor / foundation design to be determined by a visual inspection of the excavations by authorised personnel.

INTERNAL DRAINAGE

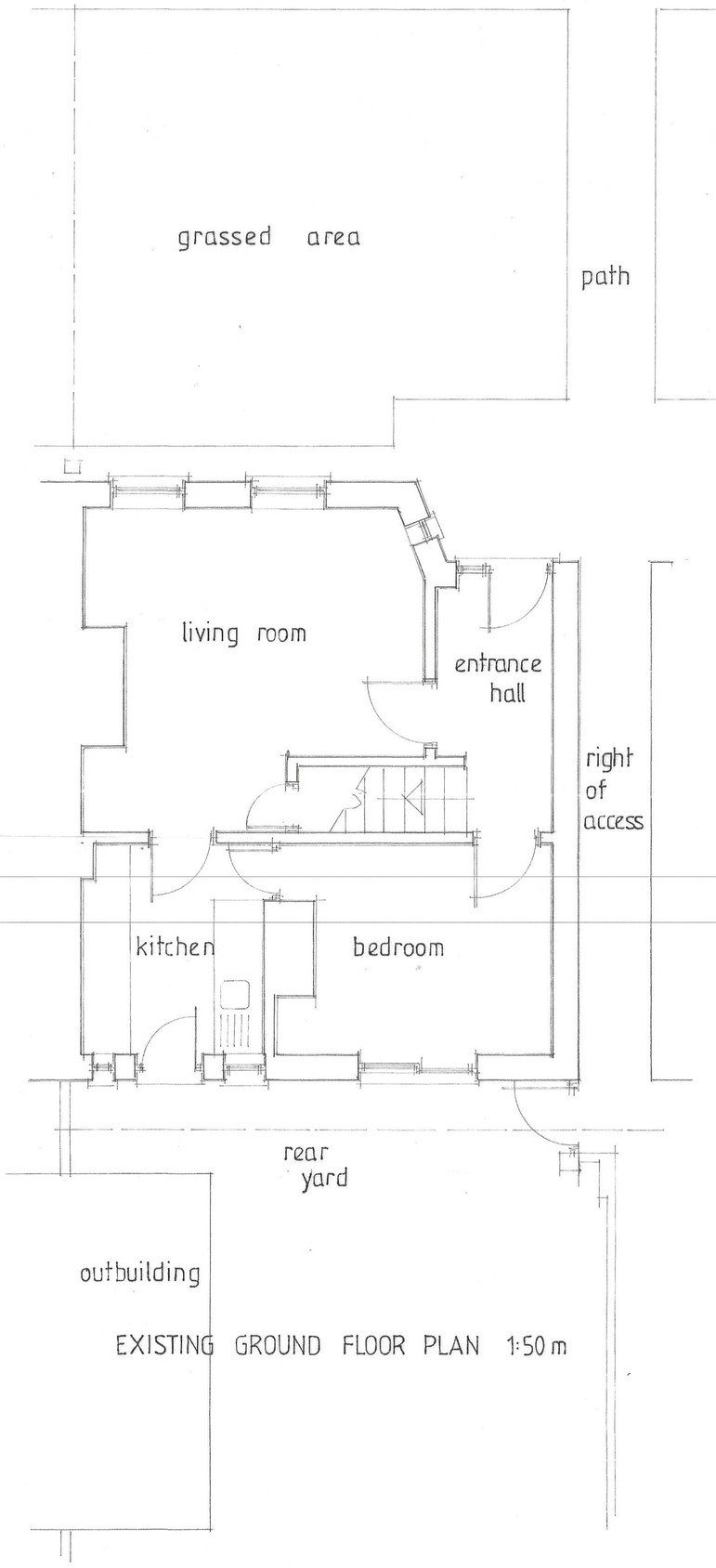
50mm Stainless steel easy clean waste to shower
40mm Pvc waste to wall mounted vanity hand basin
75mm dia pvc Soil Vent to shower and basin
100mm dia Pvc waste to WC
100mm dia. Pvc soil stack terminated with Durgo Valve

EXTERNAL DRAINAGE

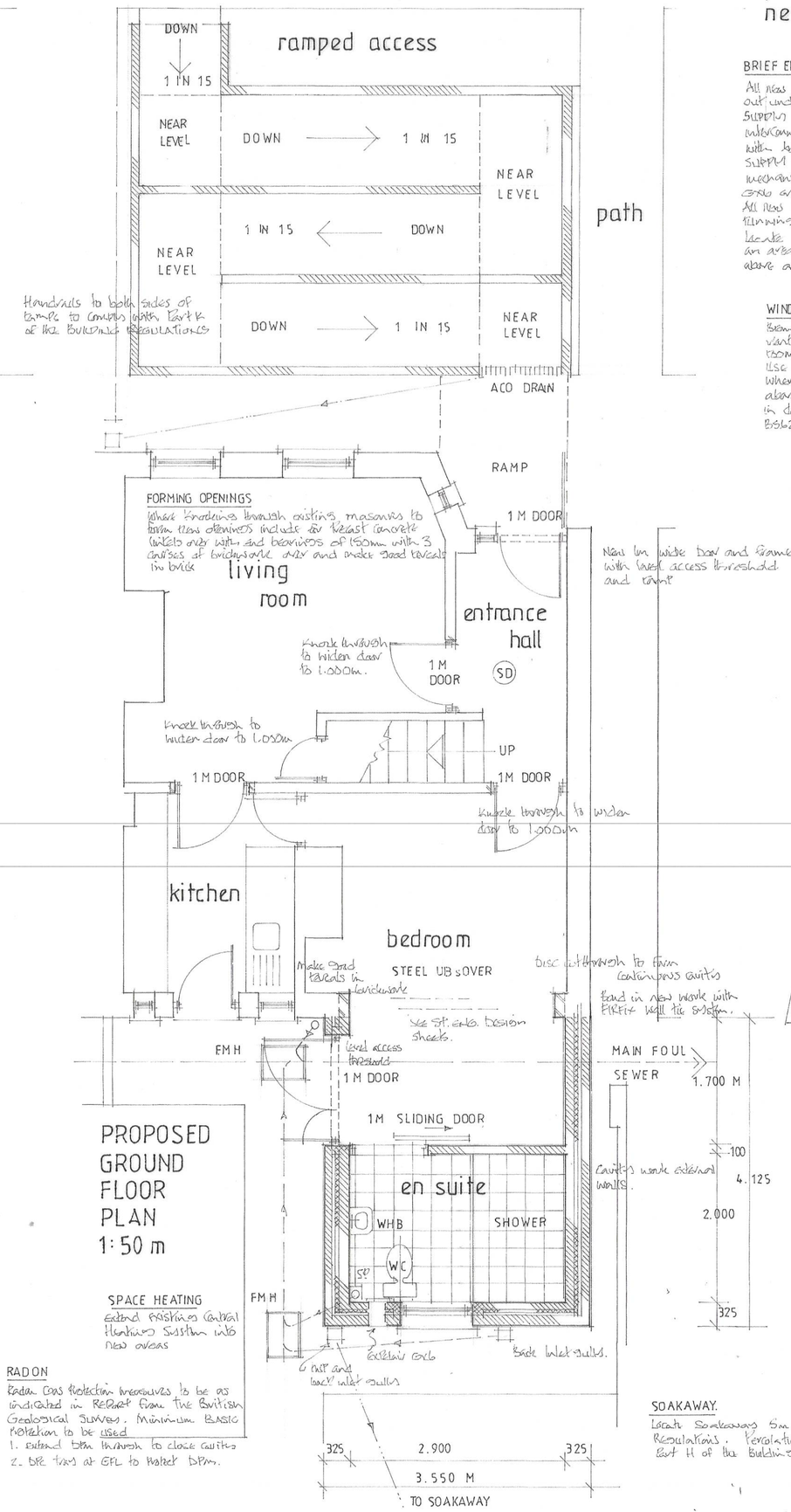
Use Brass bolted Ductile traffolyte gullies
Pvc rainwater pipes and downpipes
Build new in 225mm class B engineering brickwork 600x450mm internally with Granite Ø Aluminium bolted C.I. covers and frames.
100mm dia. Pvc below ground soil pipes laid on Clayboards laid maximum falls limits minimum 1:40 etc.

SOAKAWAY

Locate Soakaways 5m away from Buildings and comply with Part H of the Buildings Regulations. Percolation tests in accordance with BRE Digest 365 and BS 8301 Part H of the Building Regulations



EXISTING GROUND FLOOR PLAN 1:50 m



PROPOSED GROUND FLOOR PLAN 1:50 m

SPACE HEATING

Extend existing central heating system into new annexe

RADON

Radon Gas Protection measures to be as indicated in Report from the British Geological Survey. Minimum BASIC protection to be used
1. Extend dpm through to cavity outside
2. DPC trays at GFL to match DPM.

NOTES:

All dimensions must be checked on site and not scaled from this drawing.

This plan has been prepared for Planning and /or Building Regulation purposes only.

Some forms of building works may require action by the owners under The Party Wall Act 1996. The adjoining owners are to be informed of the proposals at least one month before commencement of works and their written approvals obtained.

A		
	Date	Revisions

© copyright

D. Vivian Jones AssocRICS
Building Design Services
114, Brecon Road,
HIRWAUN,
Rhondda Cynon Taff,
CF44 9NS
Tel. 01685 812069
Mobile 07702 380869
Email: vivjonesdesign@yahoo.co.uk

Client

Carl Preece

Job Title

Provision of Disabled Facilities.

Drawing Title

5, Heol Bryn Padell,
MERTHYR TYDFIL.
CF48 1NG.

Scale 1:50 1:100 1:500 1:1250

Date 01.03.2022 **Drawn by** VJ.

Drg. No. 2841 DFG **Rev.**