NOTES:

All dimensions must be checked on site and not scaled from this drawing.

This plan has been prepared for Planning and /or Building Regulation purposes only.

Some forms of building works may require action by the owners under The Party Wall Act 1996. The adjoining owners are to be informed of the proposals at least one month before commencement of works and their written approvals obtained.

INTERNAL DRAINAGE

50mm easy clean wastes in stainless steel to showers
40mm PVC wastes to bath wash hand basins and sink units
include for 75mm deep seal traps to baths basins and sink units
include for rodding access at eaves.
100mm dia PVC wastes to WC.
100mm dia Soil Stack terminated with Duroo Valve
100mm dia Soil and Vent Pipe terminated with PVC coose
box in Soil Stacks with PVC faced ducts with screwed joints Pack voids with insulation.
Include for slab bands at base of SP and SVP

EXTERNAL DRAINAGE

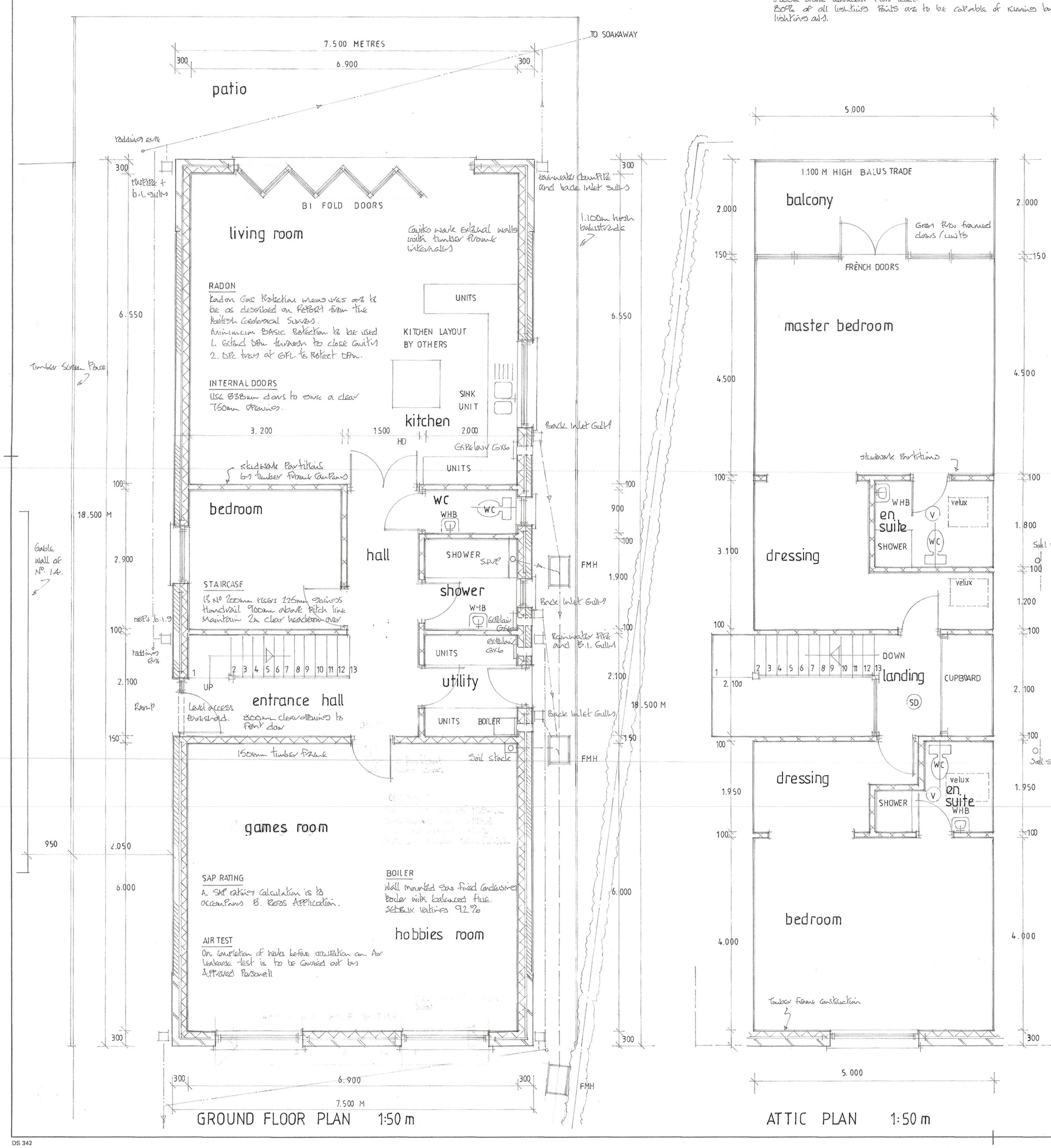
Use back inlet type roddable trapped gullies
PVC rainwater gutters and downpipes.
Build trits in 225mm Class B engineering brickwork 650 x 450mm internally. Grade B inclusive duty C.I. Gratic and frames.
100mm dia PVC below ground drainage laid on cliffiness bed maximum falls (1in8) minimum 1in 40.
Connect new surface runoff to SOAKAWAYS sited subject to Percolation testing.
Connect new foul wastes to existing main foul Sewer.

BRIEF ELECTRICS

All electrical works are to be carried out under the Competent Persons Scheme
Supply fix 240 mains operated interconnected smoke detectors alarms each with battery backup.
Supply fix low voltage mains operated mechanical extract vents to Bathrooms Extralux 6x6 or similar approved giving 15 lit/sec. output.
Supply fix mains operated mechanical extract fan to Utility Room Extralux 6x6 or similar approved giving 50 lit/sec. output.
Supply fix mains operated mechanical extract fan to Kitchen Extralux 6x6 or similar approved giving 60 lit/sec output.
Locate light switches and power points in an area between 450mm and 1200mm above adjacent floor level.
Both of all habitable Rooms are to be capable of running low energy lighting only.

WINDOWS

White PVC framed double glazed units with trickle vent systems
8000mm² when serving habitable rooms 4000mm² elsewhere.
Use low E glass with 16mm air gap.
Windows are to have opening lights giving a clear 800 x 450mm openings as secondary means of escape.
Where glazing in windows is less than 800mm above adjoining finished floor level (1.5m in doors) use toughened safety glass to BS 6206.



GROUND FLOOR PLAN 1:50 m

ATTIC PLAN 1:50 m

ROOF VENTILATION

Ventilate roof spaces by using Tyvek breathable membrane as underlays supplemented with continuous Vents to soffits

STRAPS

Strap roof/walls / suspended floors at 1.800m centres with M.S. anchors 30 x 5mm in cross section. Include for noggins over rafters/joists at gables

ROOF INSULATION

70mm celotex insulation batts between rafters to slopping ceilings with 10mm thick Celotex fixed across face.
50mm Rockwool Rollratts laid in roof spaces 150mm thick laid between ceiling ties/rafters with 150mm thick laid across eaves.

EAVES

Close cavities at eaves with Rockwool 128 cavity closure system.

SUSPENDED FLOOR

22mm thick Moisture Quattro Chipboard deck on Attic trusses - ties 100mm Rockwool Rollratts sound insulation to voids

WALLS

cavity work external walls with dense aerated blockwork and brickwork outer skin 50mm cavity 140mm timber frame inner skin by Forest Engineering or similar approved.

LINTELS

Catnic CAT5 timber floor lintels over openings with end bearings of 150mm minimum and DPC trays dressed over

CEILINGS

12.5mm Fall backed Plasterboard with Gypsum Plaster skim.

ROOFLIGHTS

Velux or equal roof lights set in Manufacturers flashings units

FASCIAS

White PVC fascias Soffits and Bargeboards.

WALL TIES

Stainless Stainless steel Extensa tie wall tie system at 375mm centres.

STAIRCASE

13 no 220mm risers 225mm goings Handrail 900mm above Pitch line 1.100m high balustrade with Toolstrip at 900m centres

GROUND FLOOR

75mm Beton reinforced screed and sand Vapour Isolation on 150mm celotex insulation batts on 125mm Beton dense floor manufactured by CE Wash on Blinded hardcore bed and infill to block 5-2mm.

DPC

Hylomid horizontal damp proof course

FOUNDATIONS

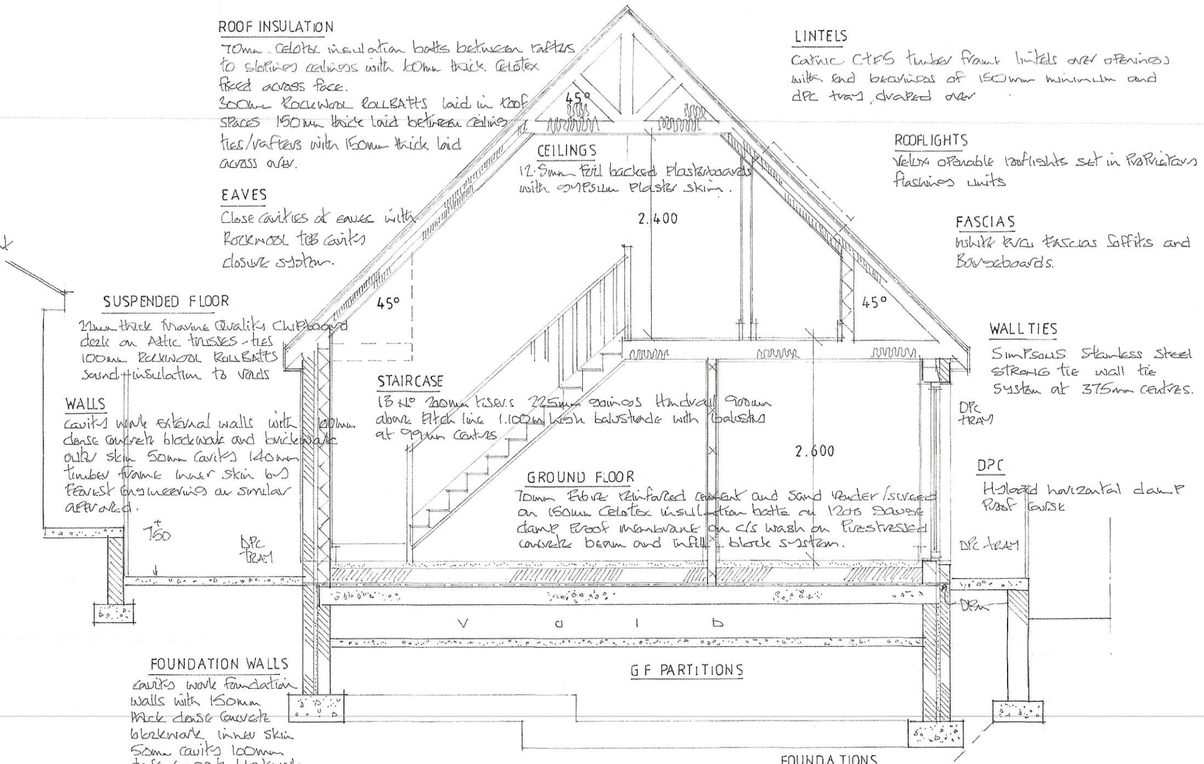
750mm wide by 300mm deep 1:3:6 mix traditional strip concrete foundations depth to suit site conditions.

FOUNDATION WALLS

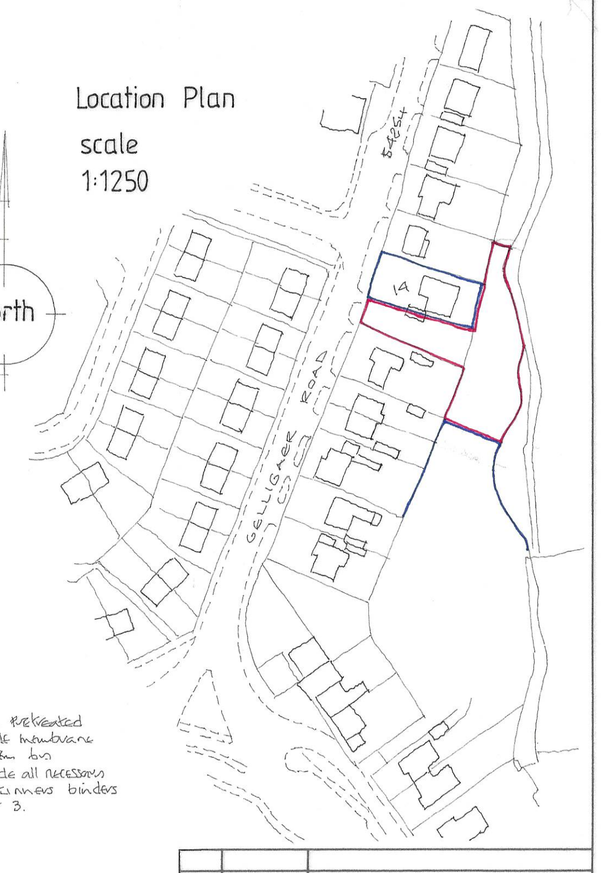
cavity work foundation walls with 150mm thick dense concrete blockwork inner skin 50mm cavity 100mm dense concrete blockwork outer leaf.
Backfill cavities with lean mix concrete up to DPM

NOTE

Final Floor / foundation design to be determined by inspection of excavations by approved personell.



TYPICAL SECTION 1:50 m



		Existing
		of dwelling, elevational changes and
A	01.10.20	Removal of internal partitions lowering
	Date	Revisions

© copyright

D. Vivian Jones AssocRICS
Building Design Services
114, Brecon Road,
HIRWAUN,
Rhondda Cynon Taff,
CF44 9NS
Tel. 01685 812069
Mobile 07702 380869
Email: vivjonesdesign@yahoo.co.uk
RICS

Client
Ms. Hannah Kelleher

Job Title
DETACHED DWELLING

Drawing Title
Land at 14 Gelligaer Road
Trelewis
MERTHYR TYDFIL
CF46 6DN

Scale 1:50 1:1250

Date 24.01.2020 **Drawn by** VJ

Drg. No. 2710 NB 01 **Rev.**

DS 342

594 x 841mm A1