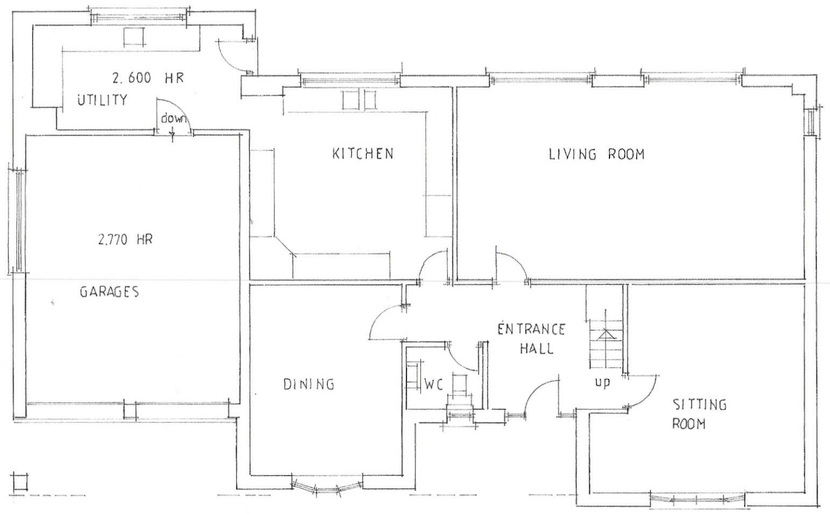


Existing Side Elevation se.



Existing Front Elevation ne




Existing Ground Floor Plan 1:100m

BRIEF ELECTRICS

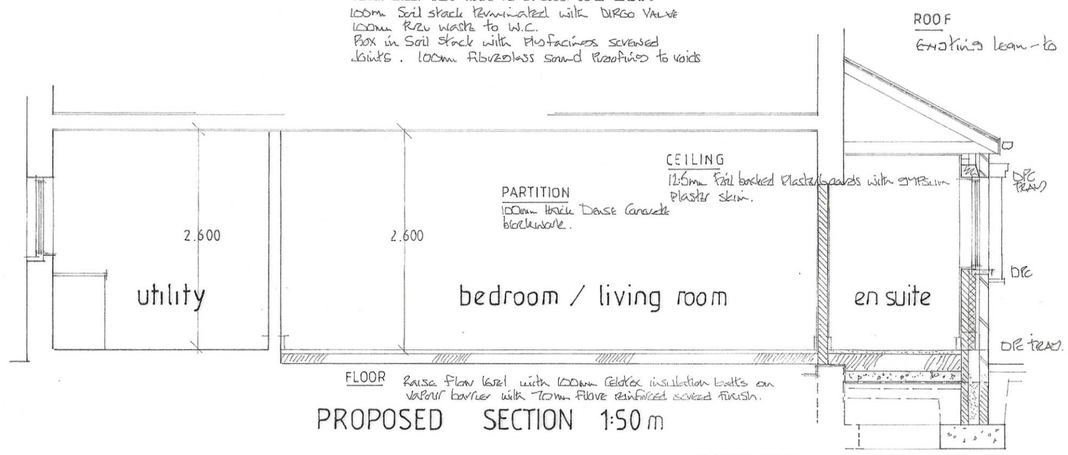
All new electrical works are to be carried out under the Competent Persons Scheme.
Supply and fix mains operated low voltage mechanical extract fan to en suite Expelair 6/6 or similar approved giving 15/1/t sec.
All new lighting points are to be capable of running low energy lighting only.
Locate light switches and power points in any case between 450mm above and 1.200m above Finished Floor Level.

WINDOWS

White PCV framed double glazed units with trickle vent system 8000mm² where serving habitable rooms 9000mm² elsewhere
Use low E glass with 16mm air cavity
Where glazing to windows is less than 800mm above adjacent Finished Floor level (1.5m in doors) use toughened safety glass to BS 6206.
Windows and doors to achieve U value of 1.6W/m²K to comply with L&I of the Building Regulations

INTERNAL DRAINAGE

50mm stainless steel waste clean waste to shower
40mm PCV waste to wash hand basin.
75mm deep seal traps to shower and basin
100mm Soil stack terminated with 110ø Vent
100mm PCV waste to W.C.
Pipe in Soil Stack with Intumescent sleeved
Joists. 100mm Rockwool sound insulation to voids




FLOOR Raise Floor level with 100mm Celotex insulation batts on vapour barrier with 75mm Fibre reinforced screed finish.

PROPOSED SECTION 1:50 m

ROOF

Existing lean-to roof check ventilation and eaves

ROOF INSULATION

Check insulation upgrade to 400mm thick Rockwool Rollmatt.

EAVES

Close cavities with Proprietary cavity closure system.

LINTEL

Catnic cavity steel lintel over openings with minimum end bearings of 150mm dpc trays draped over voids packed with insulation.

WALLS

Cavity wall external walls with 100mm dense concrete blockwork inner leaf 100mm Cavity insulation batts 50mm clear cavity 102mm Brick backwork.

TIES

Galvanised steel wall ties at 750mm c/c Horizontally 450mm c/c Vertically 300mm at Jambs.

DPC

Hybond horizontal damp proof course

FOUNDATION WALLS

Cavity wall foundation walls with 100mm dense concrete blockwork inner leaf (150mm cavity) 100mm dense concrete block outer leaf.
Backfill cavity up to DPM with lean mix concrete.

GROUND FLOOR

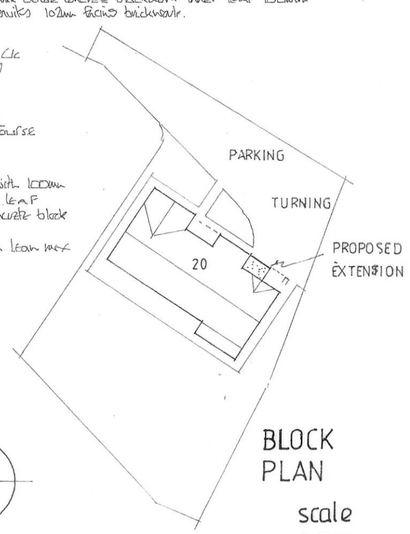
75mm Floor reinforced cement and sand screed on 200mm celotex insulation batts on vapour barrier on 100mm Site concrete floor slab on 1200 gauge DPM on 50mm stone dust blindings on 150mm well contacted clean hardcore.

FOUNDATIONS

750mm x 200mm deep 1:3:6 mix concrete traditional strip foundations depth to suit site conditions.

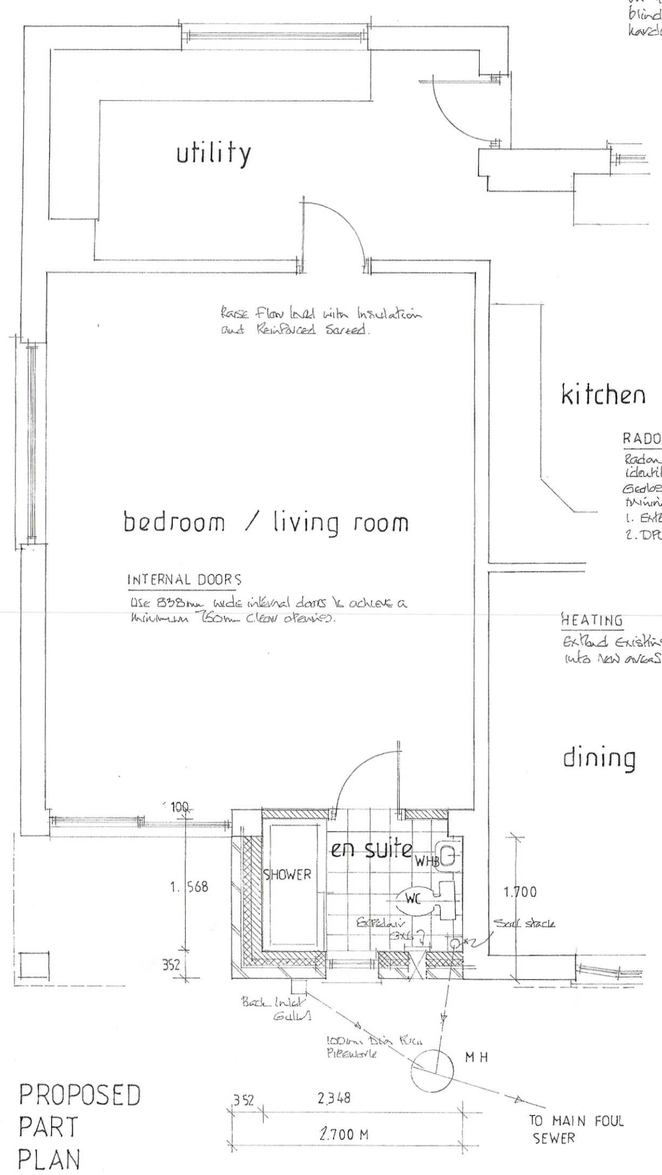
NOTE

Final Ground Floor / foundation design to be determined by inspection of excavations by APPROVED Personell.




BLOCK PLAN

scale 1:500




PROPOSED PART PLAN OF GROUND FLOOR 1:50m

RADON

Radon Gas Protection measures to be as identified in Report from the British Geological Survey.
Minimum Basic Protection to be achieved
1. Extend DPM horizontally to close cavities
2. DPC tray at GFL to Retect DPM.

HEATING

Extend Existing C.H. System into new rooms.

EXTERNAL DRAINAGE

225 back inlet 450 x 450 adjustable trapped gully Connect new foul waste to existing MH on main foul drainage system
100mm dia PVC below Grand Floor and bed in Cementitious load mix. Fall 1in 40 minimum Falls 1in 40.




Proposed Side Elevation se




Proposed Front Elevation ne

**NOTES:**

**All dimensions must be checked on site and not scaled from this drawing.**

**This plan has been prepared for Planning and /or Building Regulation purposes only.**

**Some forms of building works may require action by the owners under The Party Wall Act 1996. The adjoining owners are to be informed of the proposals at least one month before commencement of works and their written approvals obtained.**

LOCATION PLAN

scale 1:1250




| | | |
|---|---|---|
| | | |
| | | |
| A | | |
| | Date | Revisions |

© copyright

D. Vivian Jones AssocRICS
*Building Design Services*
114, Brecon Road,
HIRWAUN,
Rhondda Cynon Taff,
CF44 9NS
Tel. 01685 812069
Mobile 07702 380869
Email: vivjonesdesign@yahoo.co.uk

Client
Mr M. Saleem

Job Title
Provision of Disabled Facilities.

Drawing Title
20, The Ferns,
Quakers Yard, Treharris.
MERTHYR TYDFIL.
CF46 5LQ.

Scale 1:50 1:100 1:500 1:1250

Date 17.02.2023 Drawn by VJ.

Drg. No. 2876 DFG Rev.

DS 342

594 x 841mm A1