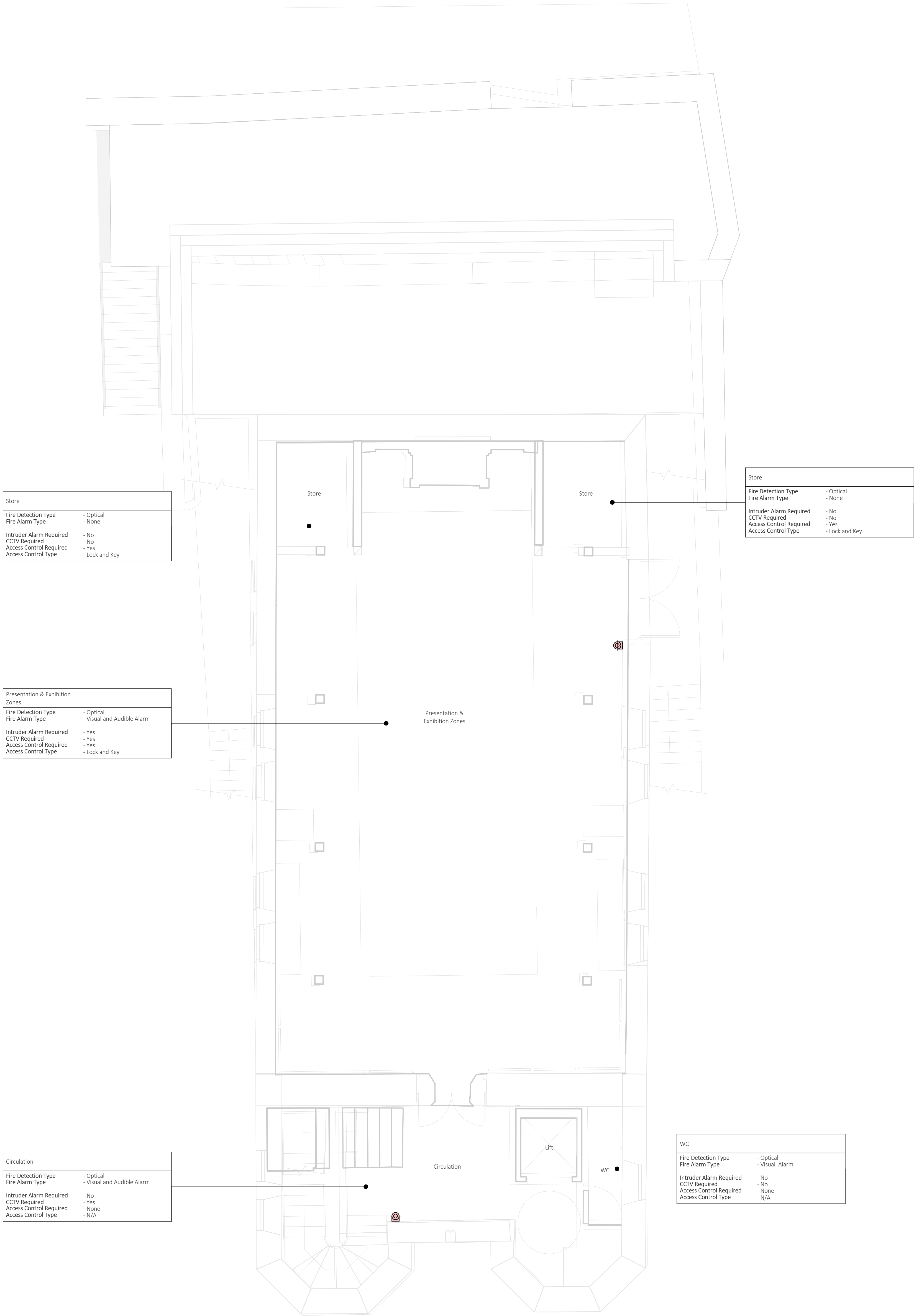


C:\Users\jshen\OneDrive\Documents\2324-HYD-XX-XX-DR-E-4001\_2.dgn (workbook) sheets.rvt

1

First Floor - Protective Services


1 : 50



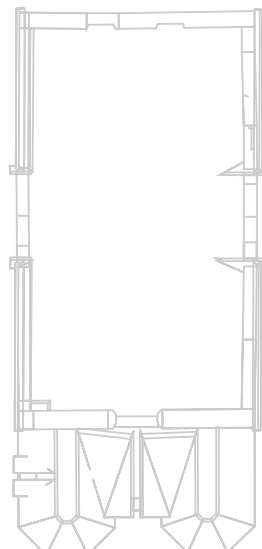
2

Second Floor - Protective Services

1 : 50



KEY PLAN



NOTES

1. All dimensions are to be checked on site before the commencement of works. Any discrepancies are to be reported to the Architect & Engineer for verification. Figure dimensions only are to be taken from this drawing.
2. This drawing is to be read in conjunction with all relevant engineers' and service engineers' drawings and specifications. This drawing is copyright.
3. Fire alarm system design to be verified, certified for compliance with BS5839 and Building control requirements by a B.A.F.E approved fire alarm specialist, adjusted to suit any recommendations they make.
4. All fire alarm sounders to have the same evacuation tone.
5. Fire alarm system to be open protocol.
6. Fire alarm interface link required as a minimum to BMS, CCTV, and security.
7. All voids greater than 800mm shall be provided with void detection.
8. Mounting heights of accessories shall be in accordance with Part M of the building regulations.
9. The fire alarm system is to be wired in 'fire rated' cabling. Main tray routes are indicated on the primary distribution & containment drawings. Where cables are clipped to the building fabric suitable clips as recommended by the cable manufacturer/supplier will be used.
10. The contractor shall employ a specialist to design, supply, install, test, commission and set to work the complete fire alarm, CCTV, disabled alarms / refuge and intruder alarm system.
11. Equipment references are shown as indicative. Final quantity TBC by security / CCTV specialist.

LEGEND

Fire Alarm Panel	
Security Alarm Panel	
Disabled Refuge Panel	
Disabled Toilet Alarm Panel	
Fire Break Glass	

REVISIONS

P01	Suitable for Review and Comment	13/03/24	AM	DF JAH
Rev.	Revision Description	Date	Drawn By	Checked / Approved By

**Hydrock**  
3rd Floor, Wharton Place  
13 Wharton St  
Cardiff  
CF10 3GS  
t: +44(0)2920 023665  
e: cardiff@hydrock.com

CLIENT

GWP Architect

PROJECT

Merthyr Synagogue

TITLE

Electrical Services  
Protective Services Layout  
First Floor & Second Floor

HYDROCK PROJECT NO.	SCALE @ A0	STATUS
28464	1 : 50	S3
STATUS DESCRIPTION	SUITABLE FOR REVIEW & COMMENT	REVISION
DRAWING NO.	2324-HYD-XX-XX-DR-E-4001	P01