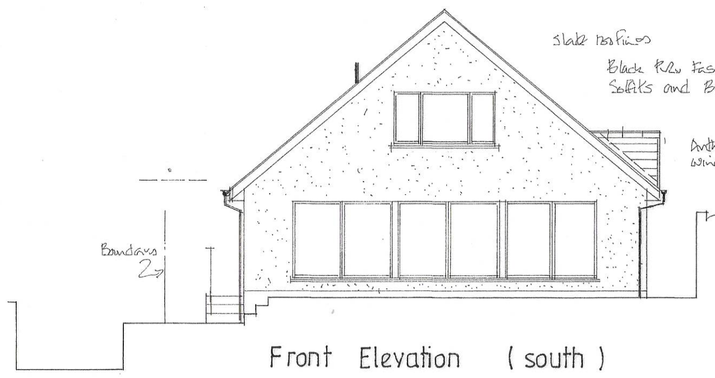
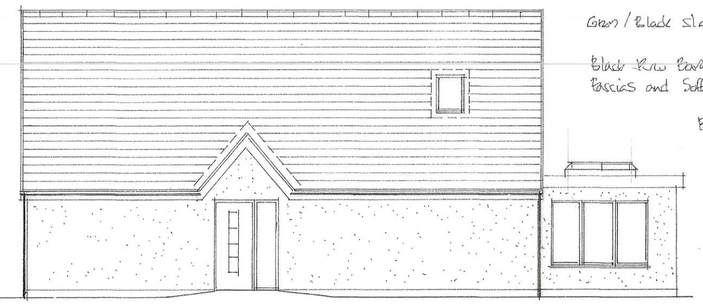
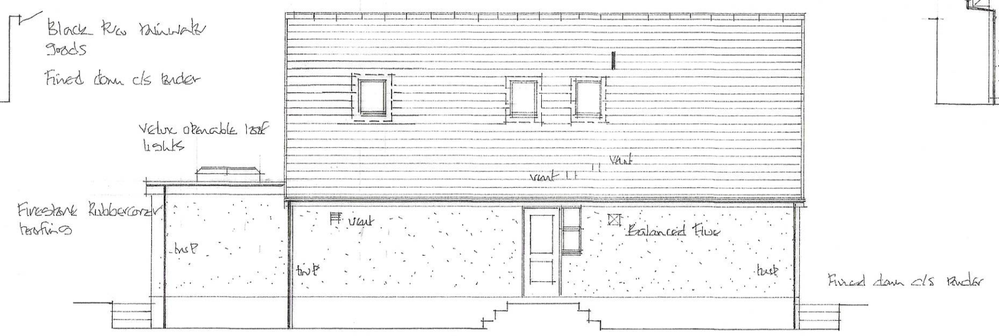


Front Elevation (south)



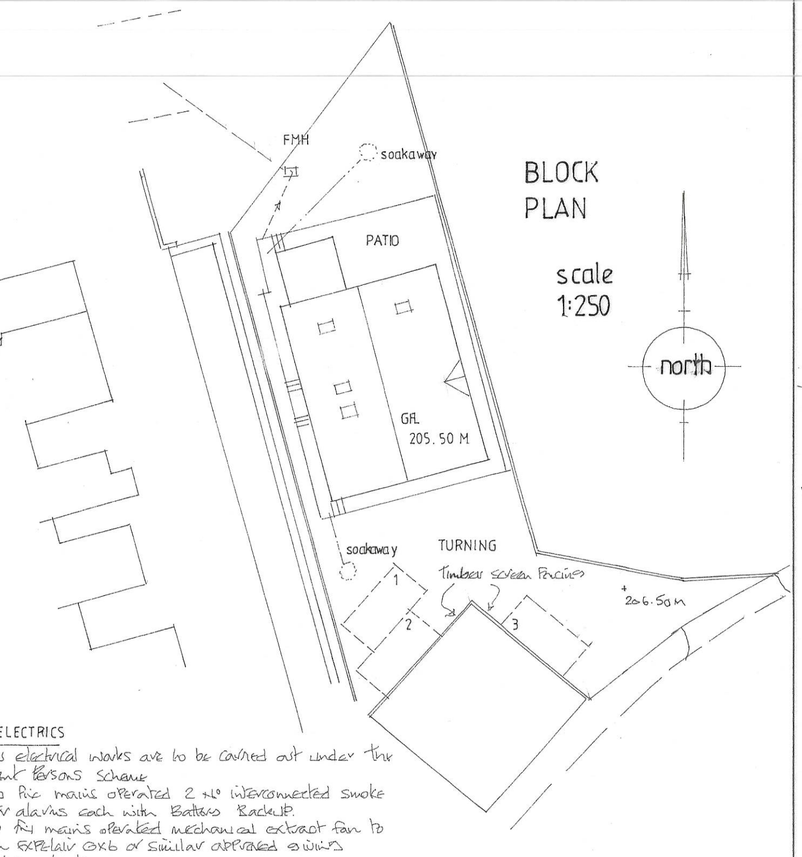
Entrance Elevation (east)



Side Elevation (west)



Rear Elevation (north)





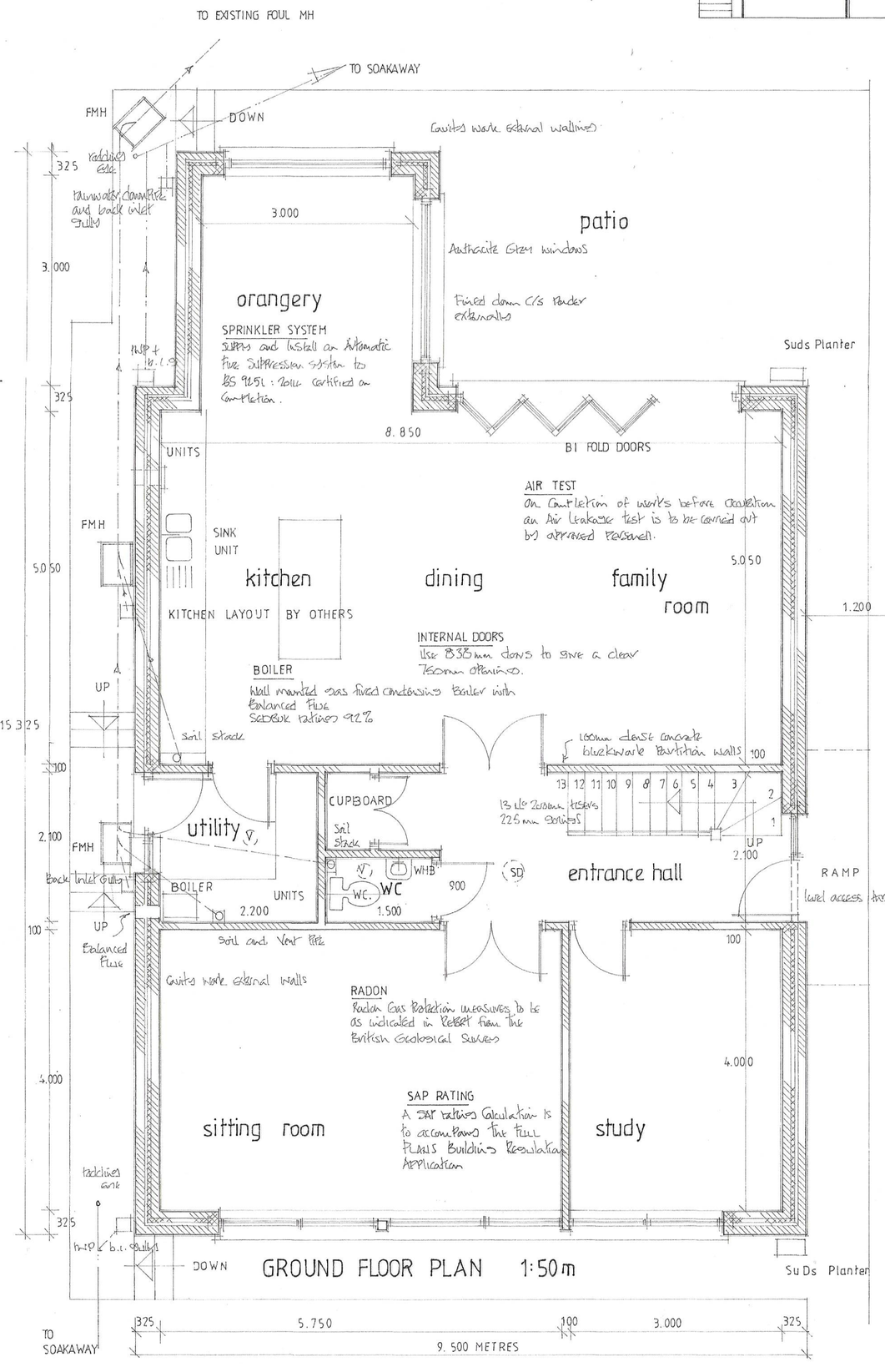
LOCATION PLAN scale 1:1000

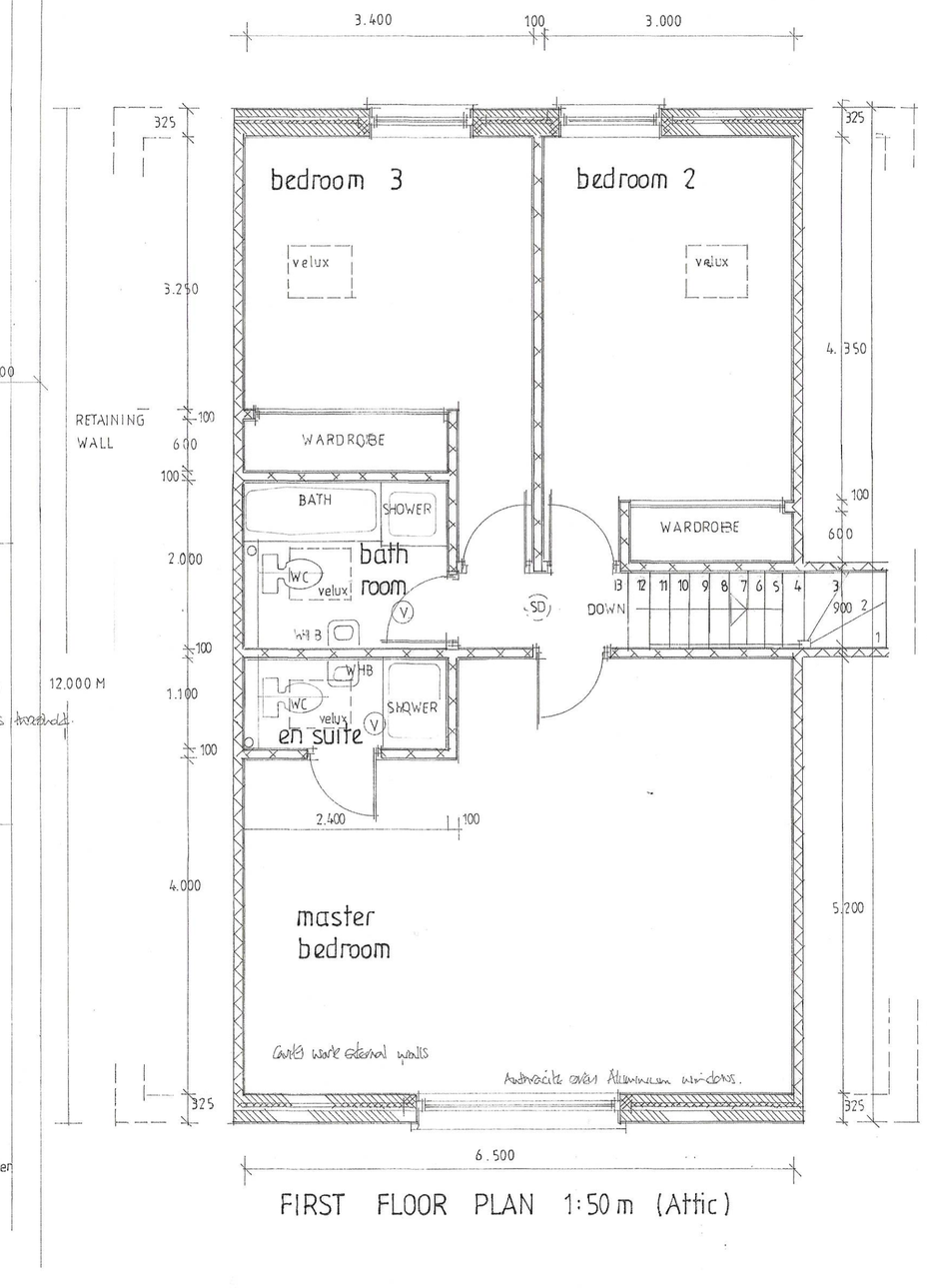
NOTES:

All dimensions must be checked on site and not scaled from this drawing.

This plan has been prepared for Planning and /or Building Regulation purposes only.

Some forms of building works may require action by the owners under The Party Wall Act 1996. The adjoining owners are to be informed of the proposals at least one month before commencement of works and their written approvals obtained.





INTERNAL DRAINAGE

50mm Stainless steel grey clean waste to shower
40mm Rw wastes to wash hand basins bath and sink units
75mm deep seal traps to shower bath sink units and wash hand basins
Include for rodding access at elbows
100mm Rw wastes to wc's.
100mm dia. Rw soil stacks include for slow bends at bases and terminate with Durgas valves.
Terminate soil and Vent pipe with Rw goose.
Box in soil stacks with Pre faced ductwork with perforated Marflo back Voids with fireproofed Stud insulation.

EXTERNAL DRAINAGE

Use back inlet trapped raddable kingspan Gullies. Black Rw rainwater goods
Build MHs in 215mm Class B engineering brickwork 440mm x 450mm internally with Grade B brochure duties c.i. covers and frames.
100mm dia. Rw soil pipes below ground laid on chippings bed and surround
Falls 1in 8 minimum 1 in 40.
Connect New Foul wastes to existing Foul Sewer Connection MH in rear garden
Connect Surface water runoff to new Stone Filled soakaways sited subject to Percolation tests.

WINDOWS

Anthracite Grey Aluminium framed double glazed windows with trickle Vent systems 8000mm² where serving habitable rooms 4000mm² elsewhere.
Use low E glass with 16mm Air Gap
Bedroom windows are to have minimum openable lights of 450mm x 450mm as secondary means of escape.
Where Glazing in windows is less than 800mm above adjoining Finished floor level 1.5m in doors use toughened safety glass to BS6206.

BRIEF ELECTRICS

All new electrical works are to be carried out under the Competent Persons Scheme
Supply fix mains operated 240 v interconnected smoke Detector alarms each with Battery Backup.
Supply fix mains operated mechanical extract fan to kitchen Equiflow 6x6 or similar approved giving 60 lit/sec. extract
Supply and fix mains operated mechanical extract fan to Utilities Equiflow 6x6 or similar approved serving 30 lit/sec. extract.
Supply fix low voltage mains operated mechanical extract vents to WC's Bathroom and En suite all ceilings mounted and ducted to external air Equiflow 6x6 or similar approved
Shrouds 15 lit/sec. extract operational Heaven light switches with 15 minute over run facilities.
90% of all lighting points to be capable of running low energy lighting only.
Locate light switches and other points in an even between 450mm above and 1.200m above adjoining finished floor level.

BUILDING CONTROL

On receipt of the following Notes are to be discussed with Buildings control
1. Attic trussed rafter details.
2. Structural Engineers Design Sheets

ROOF VENTILATION

Ventilate roof Spaces by using timber breathable membrane as underlay 50mm air gap continuous vent system at soffits.

STRAPS

Strap Roof / walls at 1.8m centres with m.s. anchors 30x 5mm in cross section. Include for noggins over 3 no trussed rafters at gables.

ROOFLIGHTS

Velux openable roof lights set in Rainscreen flashing units.

ROOF INSULATION

300mm Rockwool Rollbatts insulation Quilt 150mm laid between ceiling ties / joists with 150mm Quilt cross laid over.

ROOF

Natural Slate roofing laid to manufacturers spec. on Pressure treated counter batten on Tyvec breathable membrane on 40° 0/s Pitched Attic type trussed rafter system by Masterwoods or similar approved to include all necessary temporary and permanent struts runners ties binders bracing etc to comply fully with BS5268 Part 3.

F F PARTITIONS

75mm x 50mm Softwood studs at 400mm centres with 12.5mm Plasterboards. Both voids with Fibreglass sound insulation

CEILINGS

12.5mm foil backed Plasterboards with 5mm Plaster skim.

EAVES

Close Cavities at eaves with Polystyrene cavity closure system.

INSULATION TO SLOPE

70mm Celotex Fixed between rafters with 70mm Celotex Fixed across faces.

SOUND INSULATION

100mm Rockwool Rollbatts sound insulation Quilt to party wall

20mm Knauf Gyproc Duraline Chipboard deck

LINTELS

Catnic Concrete Steel Lintels over openings with end bearings of 150mm minimum dpc Trays divided over Voids Backed with insulation

G F PARTITIONS

100mm dense concrete blockwork

STAIRCASE

13 No 220mm risers 225mm Goings (50mm min Spliced to winders)
100 x 100 Newel Post Handrail 900mm above Pitchline

Area to locate level Sockets and other Items

DPC

Holland Insectrol damp Proof course

DPC Tray

TYPICAL SECTION 1:50m

EXTERNAL WALLS

Cavity work External walls with 100mm dense concrete blockwork inner leaf 150mm Celotex insulation batts 50mm clear cavity 100mm dense concrete blockwork outer skin. Galvanised Steel wall ties at 750mm centres horizontally 450mm centres vertically 300mm at Jambs.

GROUND FLOOR

75mm thick reinforced cement and sand screed on 150mm Celotex insulation batts on 1200 gauge damp Proof membrane on 0/s over a Steel reinforced concrete Raft slab raft type foundations all to Structural Engineers Design Sheets.

A		
	Date	Revisions

© copyright

D. Vivian Jones AssocRICS
Building Design Services
114, Brecon Road,
HIRWAUN,
Rhondda Cynon Taff,
CF44 9NS
Tel. 01685 812069
Mobile 07702 380869
Email: vivjonesdesign@yahoo.co.uk
RICS

Client

Fallon O'neill

Job Title

Proposed Detached Dwelling.

Drawing Title

Plot 6, Sandbrook Place,
Bryntirion Road,
MERTHYR TYDFIL,
CF47 0EW

Scale 1:50 1:100 1:250 1:1000

Date 30.10.2020 Drawn by VJ.

Drg. No. 2764 NB Rev.

DS 342

594 x 841mm A1