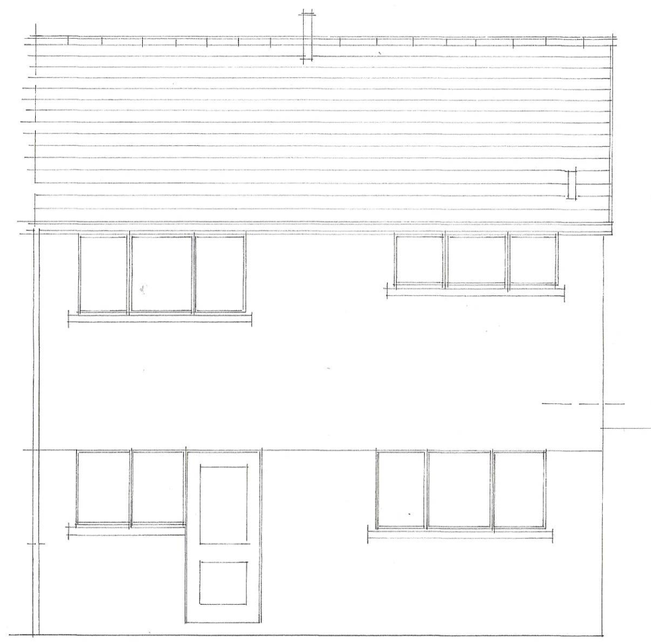
NOTES:

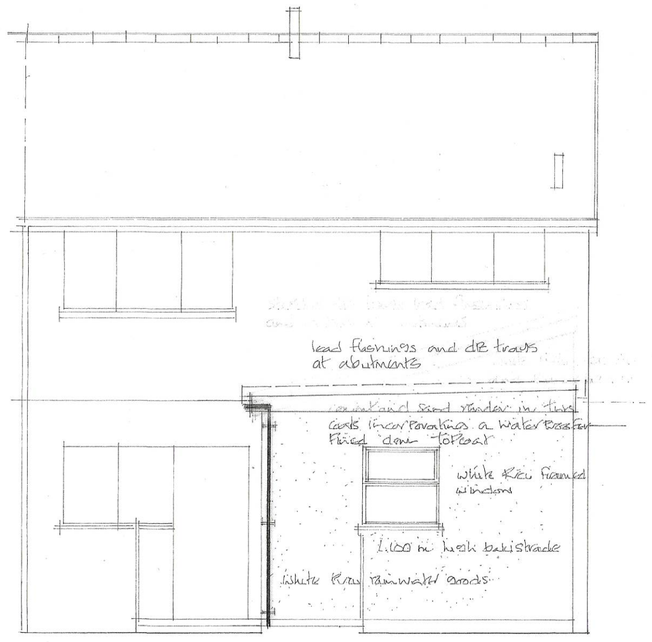
All dimensions must be checked on site and not scaled from this drawing.

This plan has been prepared for Planning and /or Building Regulation purposes only.

Some forms of building works may require action by the owners under The Party Wall Act 1996. The adjoining owners are to be informed of the proposals at least one month before commencement of works and their written approvals obtained.



Existing Rear Elevation 1:50 m



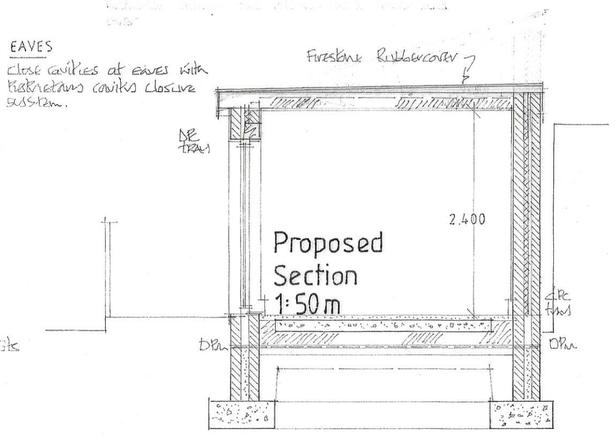
Proposed Rear Elevation 1:50 m

ROOF VENTILATION
Ventilate roof spaces to maintain a 50mm air gap through roof space continuous vents to soffits

ROOF STRAPS
strap roof/walls at 1.8m centres with m.i. anchors 30 x 5mm in cross section. Include for noggins over 3rd trusses at gables.

ROOF INSULATION
Insulate roof spaces with 150mm Celotex insulation batts to roof void.

EAVES
Close cavities at eaves with Kestrel eaves cavity closure system.



GROUND FLOOR
50mm sand and cement screed on 100mm site concrete floor slab on 150mm Celotex insulation batts on 1200 gauge d.p membrane on 50mm stone dust blindings on 150mm well compacted hardcore.

FOUNDATIONS
150mm harder bed 300mm deep 1:3:6 min traditional strip foundations depth to suit site conditions min. 900mm. Final floor / foundation design to be determined by inspection of excavations by approved Assessell.

ROOF
Firestone Rubbercover EPDM fastined system laid to 1:80 Plywood decking on timber fleces on 175 x 50 C24 grade timber joists at 400mm centres

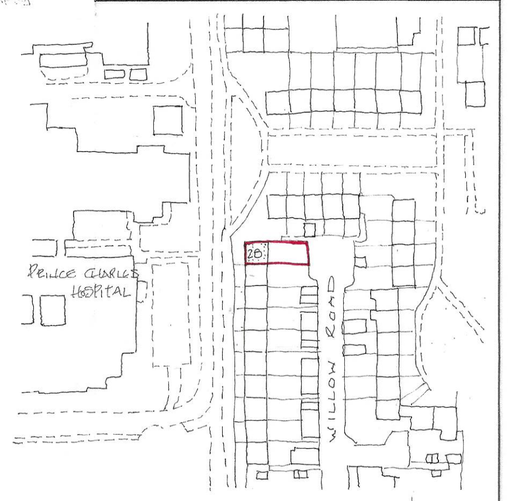
CEILINGS
12.5mm fol backed plasterboards with gypsum Plaster skim.

LINTELS
Catnic cavity steel lintels over openings with end bearings of 150mm minimum dpc trays over. Back cavity with insulation.

WALLS
Cavity wall external walling with 100mm thick dense concrete blockwork inner leaf 75mm Celotex cavity wall insulation batts 50mm clear cavity 100mm dense concrete blockwork outer leaf. Galvanised steel wall ties at 750mm centres horizontally 450mm centres vertically 300mm at jambs.

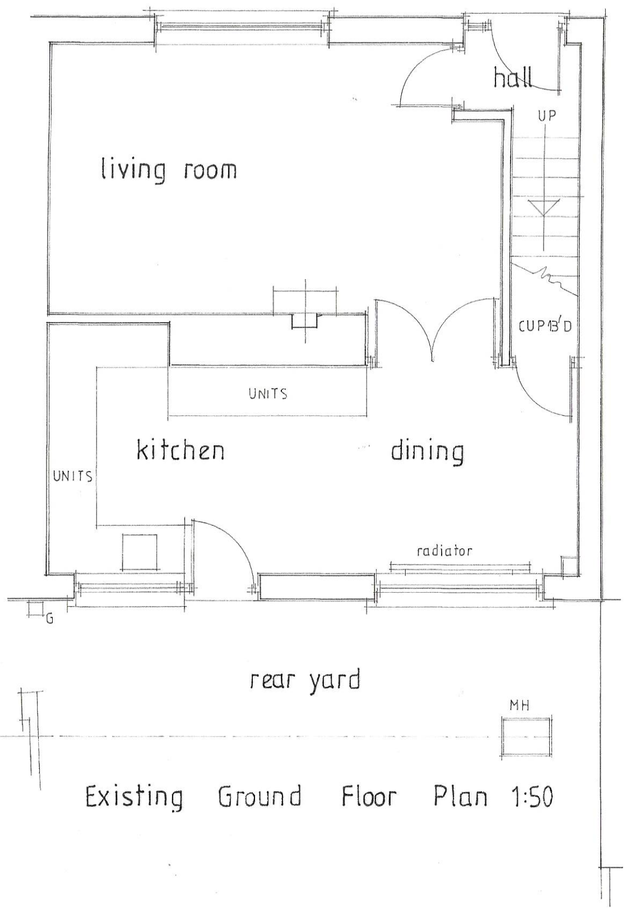
DPC
Hotload damp proof course

FOUNDATION WALLS
Cavity work foundation walls with 100mm dense concrete blockwork inner leaf 125mm cavity 100mm dense concrete blockwork outer leaf. Backfill cavity with lean mix concrete up to DPC.

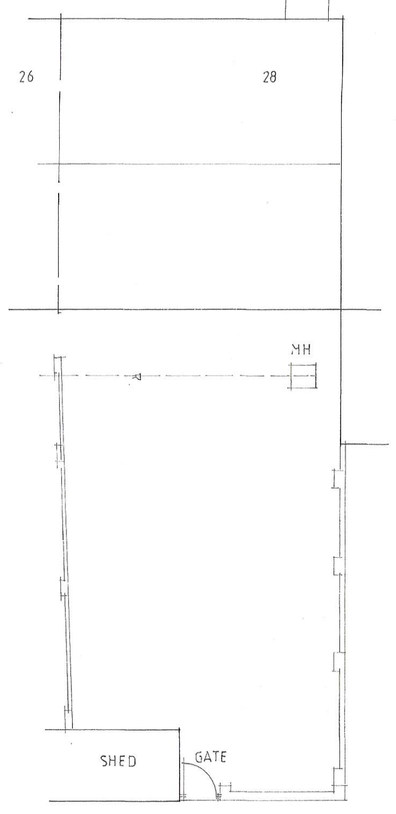


Location Plan
scale 1:1250

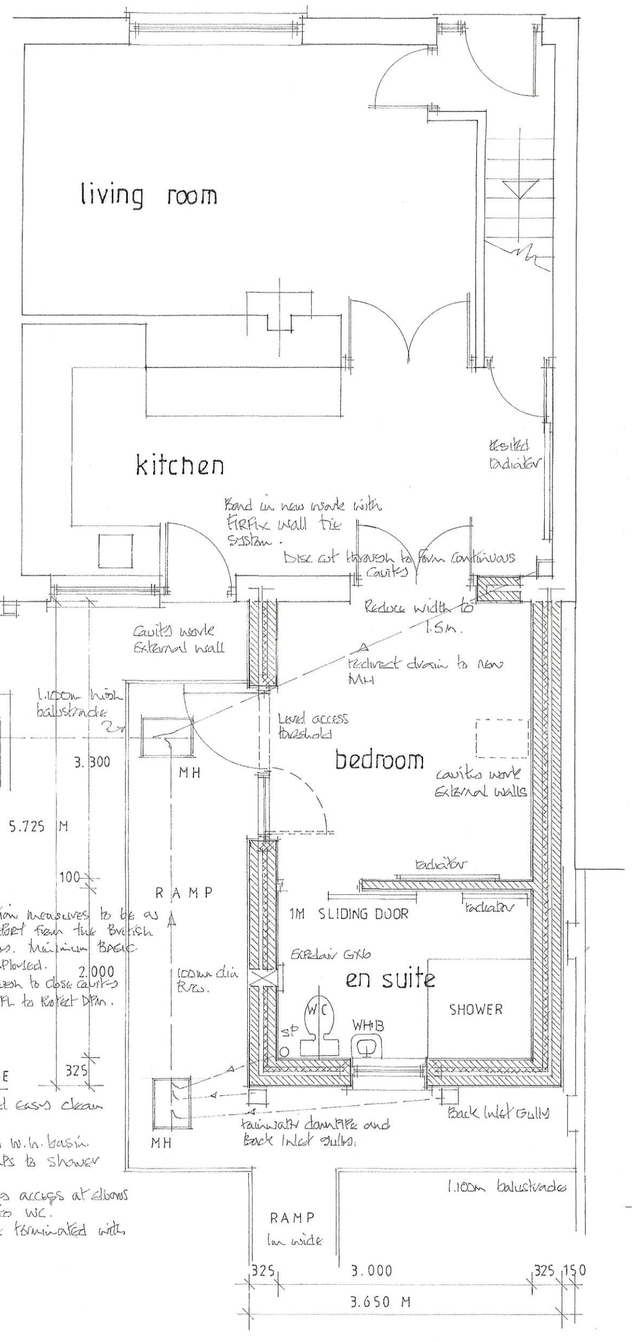
BUILDING CONTROL
On receipt of the following notes are to be deposited with Building Control.
1. Trussed rafter details



Existing Ground Floor Plan 1:50

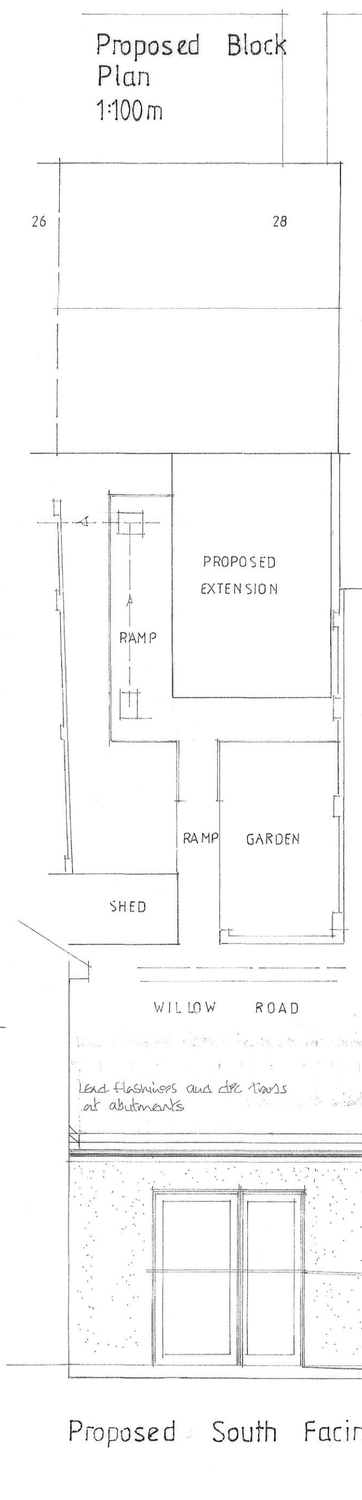


Existing Block Plan 1:100 m



RADON
Radon Gas Protection measures to be as indicated in Report from the British Geological Survey. Maximum Basic Protection is to be employed.
1. Gas tight membrane to close cavities
2. DPC to 150 of DPM to Kestrel Dam.

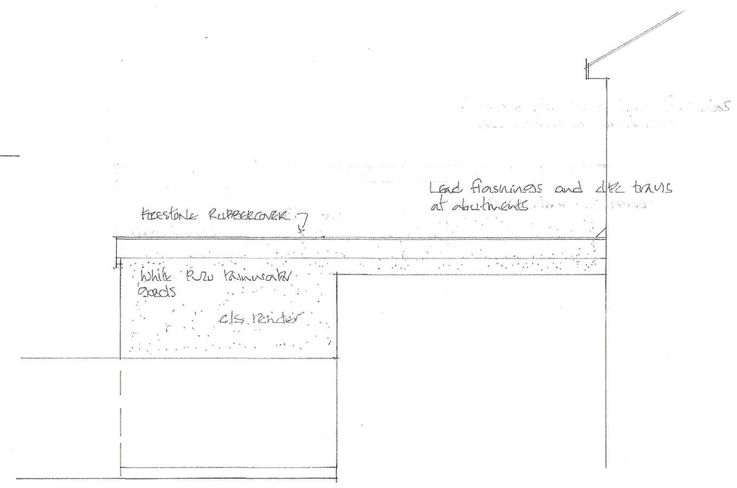
INTERNAL DRAINAGE
50mm stainless steel easy clean waste to shower
40mm R/w waste to W.h. basin
75m deep seal traps to shower and basin
Include for inspections access at elbows
100mm R/w waste to WC.
100m dia Soil pipe terminated with Durgo valve.



BRIEF ELECTRICS
All new electrical works are to be carried out under the Certified Persons Scheme. Supply for low voltage wiring off new mechanical extract fan to be split ceiling IS light fitt. outlet.
Supply for / ceiling smoke detector alarm system mains operated interconnected with battery backup (CO + HP 2 off)
Locate wall switches and power points in an area between 450mm above and 1.200m above adjoining finished floor level.
All new switches points are to be capable of accepting low energy lighting lamps.

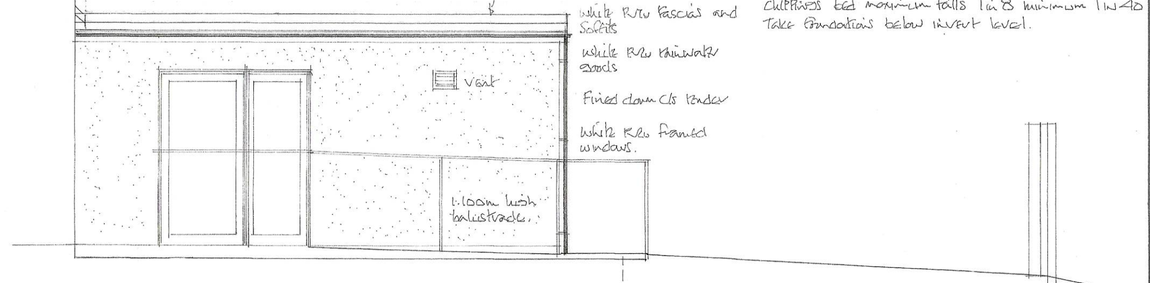
PARTITIONS
100mm thick dense concrete blockwork built off thickened slab. Non loadbearing.

WINDOWS
White R/w framed double glazed units with thistle roof tiles 800mm² where sanitary installable rooms 400mm² elsewhere use low e glass with 16mm air gap.
Where glazing in windows is less than 800m above adjacent finished floor level. (1.5m in doors) use laminated safety glass to BS6206.

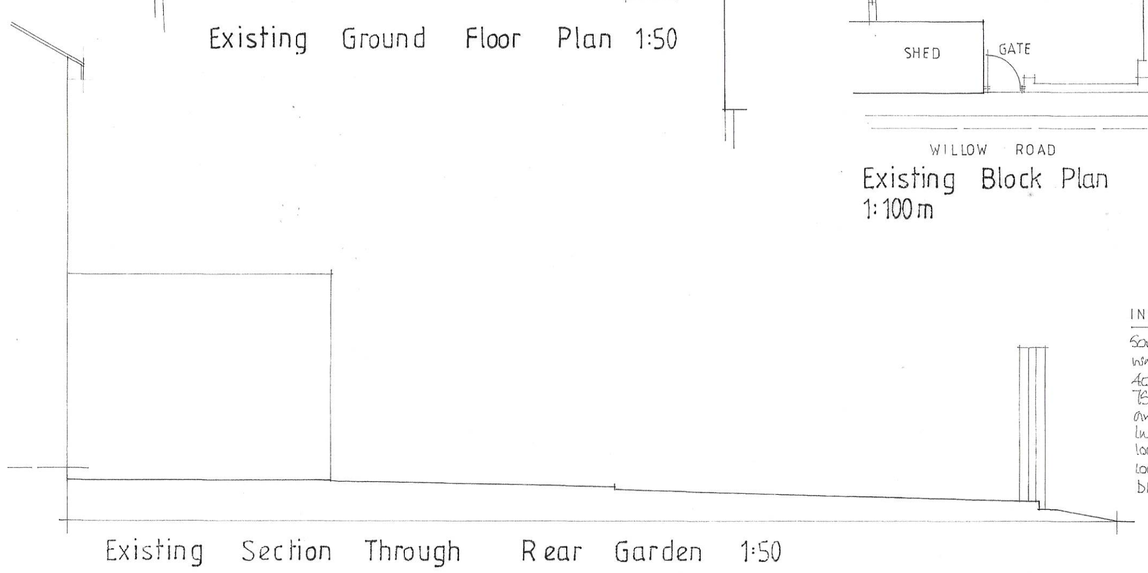


Proposed North Facing Elevation 1:50 m

EXTERNAL DRAINAGE
Use back inlet trapped rodddable trapped gullies R/w rainwater outlets and downpipes.
Resin bed and build in 225mm class B engineering brickwork 600 x 450mm internals with Grade B medium duty C.I. Grate and frame 100m dia R/w below external soil pipes laid on chamfered to minimum falls 1 in 8 minimum 1m x 1m Take foundations below invert level.



Proposed South Facing Elevation 1:50 m



Existing Section Through Rear Garden 1:50

A	29.01.2021	Pitched roof changed to flat roof V1.
	Date	Revisions

© copyright

D. Vivian Jones AssocRICS
Building Design Services
114, Brecon Road,
HIRWAUN,
Rhondda Cynon Taff,
CF44 9NS
Tel. 01685 812069
Mobile 07702 380869
Email: vivjonesdesign@yahoo.co.uk

Client
Mr. Karl Baynham.

Job Title
Provision of Disabled Facilities.

Drawing Title
28, Willow Road,
MERTHYR TYDFIL.
CF47 9BA.

Scale 1:50 1:100 1:1250

Date 29.09.2020 Drawn by

Drg. No. 2744 DFG Rev.

DS 342

594 x 841mm A1