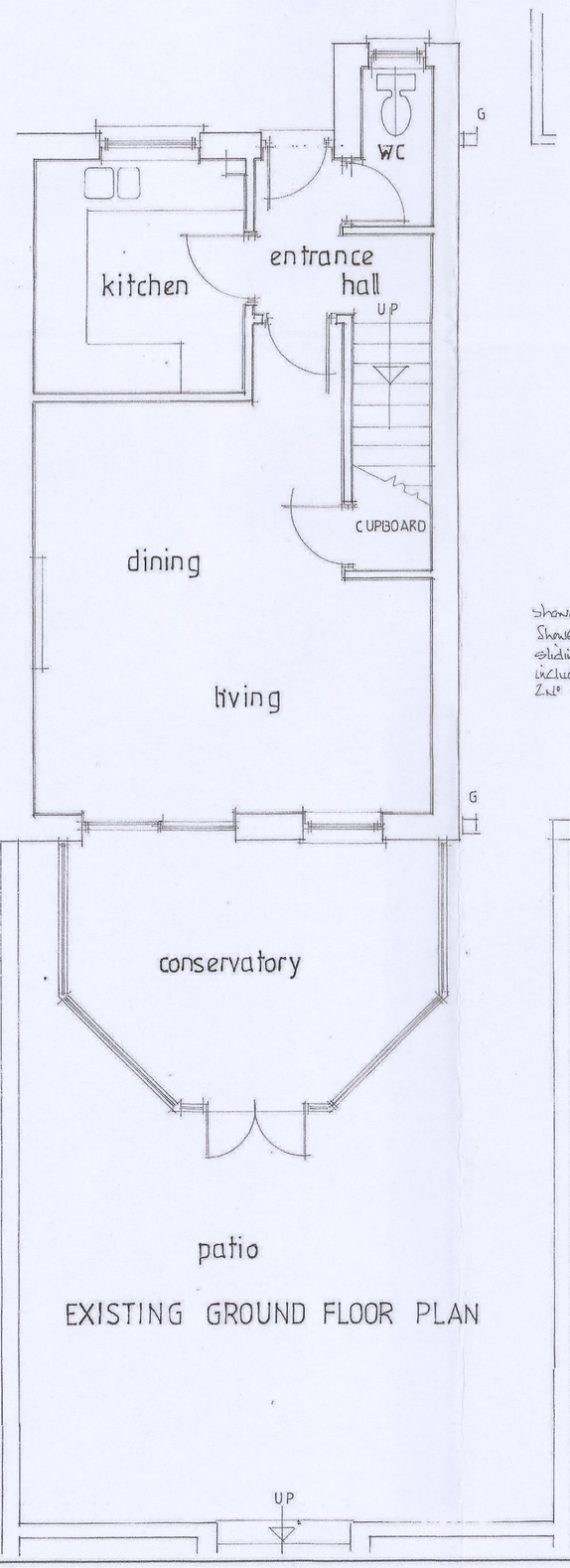



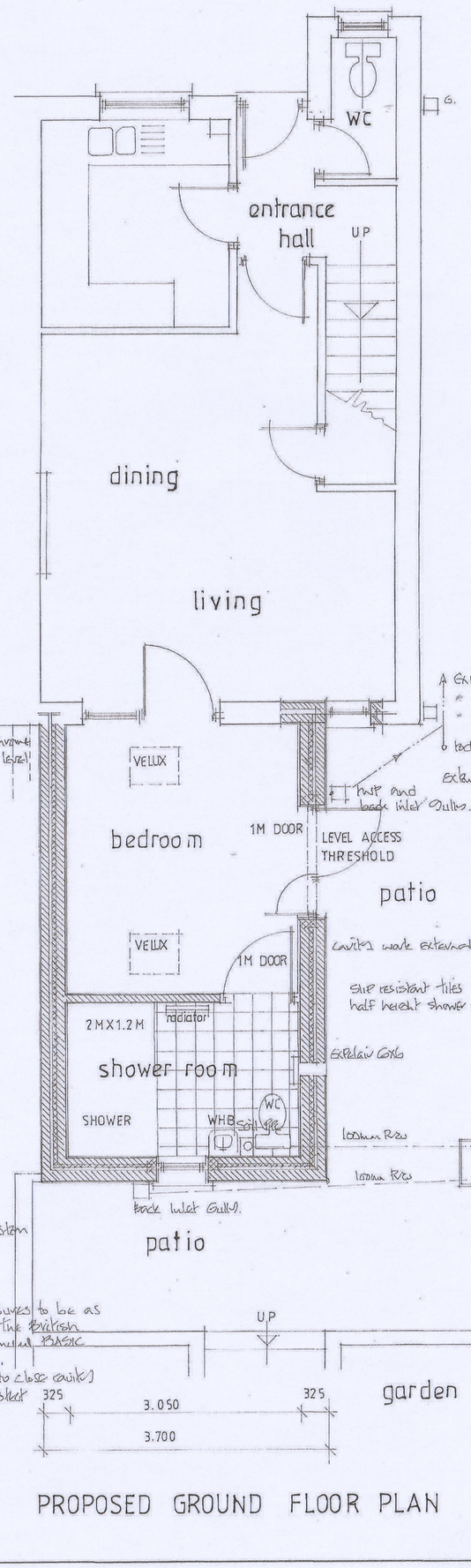
existing rear elevation



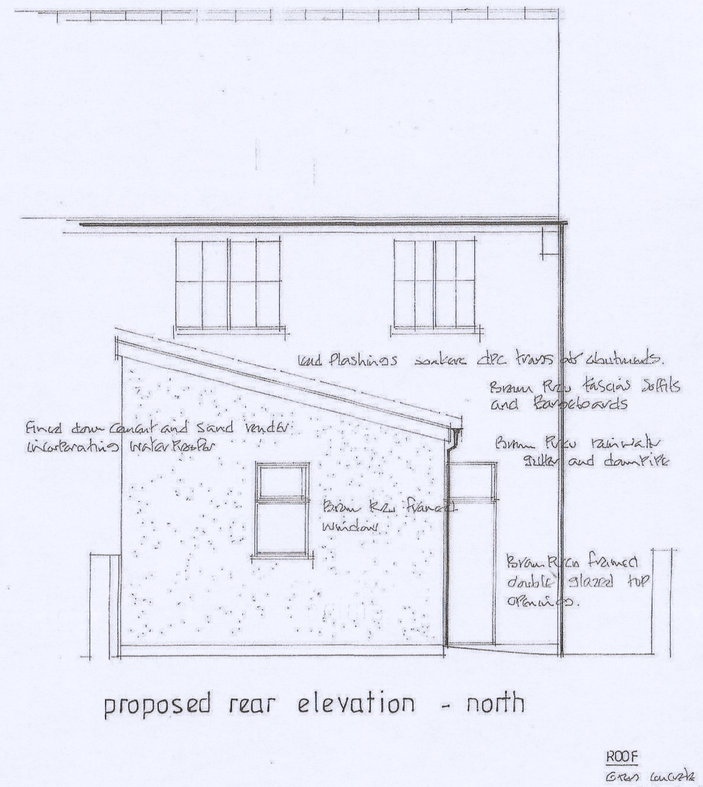
EXISTING GROUND FLOOR PLAN



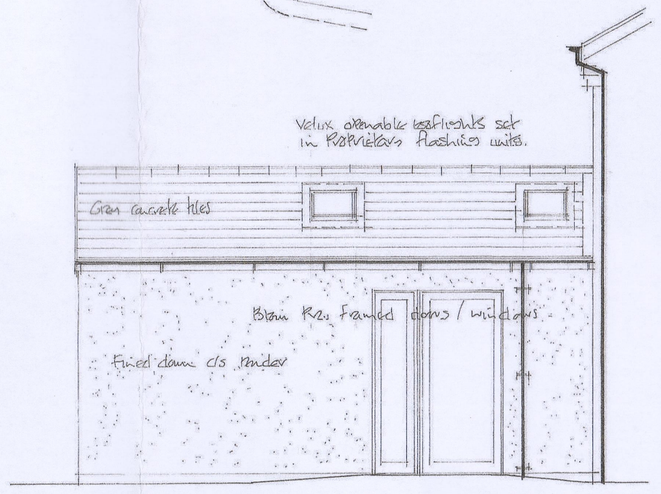
proposed east elevation of annexe



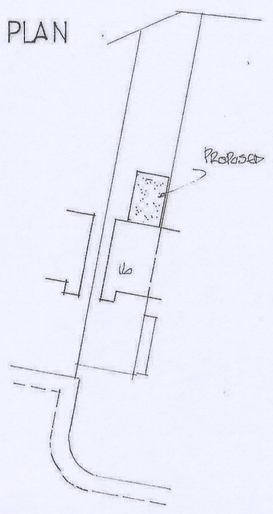
PROPOSED GROUND FLOOR PLAN 1:50 m



proposed rear elevation - north



proposed west elevation of annexe



BLOCK PLAN

scale 1:500



LOCATION PLAN scale 1:1250

BRIEF ELECTRICS

All new electrical works are to be carried out under the consultant Part P scheme supply fr. mains operated low voltage wall mounted mechanical extract fan complete c/w or similar approved giving 15 lit/sec.
overhaul / Provide 2 No mains operated interconnected smoke detector alarms each with battery backup.
Locate light switches and power points in an area between 450mm above and 1200mm above adjoining finished floor level.
All new lighting points are to be suitable for luminous low energy lighting only.

WINDOWS

Brown Rwp Framed double glazed window units with trickle vent system Replacement window servicing habitable rooms to comply elsewhere U.Val low E glass with 16mm air gap
Where glazing in windows is less than 800mm above floor level 1.5m in doors use hardened safety glass to BS6206.

ROOF

Grey concrete interlocking tiles laid to manufacturers specification on battened sarked felt laid on 150 x 50 Kiln dried treated softwood rafters at 400 centres c/w MANUFACTURERS recommended ventilation system to include all necessary fixings and Plasticard strip trimmers abt dormers chimneys etc. to Gwent & Powys units.

ROOF VENTILATION

Ventilate roof spaces by using timber batten/tile membrane as underlays supplemented with continuous vents to soffits

ROOF INSULATION

300mm thick Rockwool Rollbatts to insulation quilt to roof space. 150mm mesh laid between ceiling ties 150mm thick over laid over.

STRAPS

Strap roof/walls at 1.8m centres with m.s. anchors 30 x 5mm in cross section. Include for noggins over 3 No trusses at gables.

EAVES

Close cavities at eaves with Proprietary cavity closure system. Rockwool tab.

LINTELS

Catnic Concrete steel lintels over openings with end bearings of 150mm dpc trays stepped over.
Insulation backings to vents

EXTERNAL WALLS

Cavity work external walls with 100mm dense concrete blockwork inner leaf 75mm cavity insulation batts 50mm clear cavity 100mm dense concrete blockwork outer leaf.
Galvanised steel wall ties at 750mm centres horizontally 450mm centres vertically 300mm at jambs.

DPC

Vulcaid horizontal damp proof course.

FOUNDATION WALLS

Cavity work foundation walls with 100mm dense concrete block inner leaf 125mm cavity 100mm dense concrete blockwork outer leaf.
Backfill cavity up to DPM with lean mix concrete.

CEILINGS

12.5mm foil backed plasterboards with 3mm plaster skim

PARTITIONS

100mm dense concrete blockwork partitions

ROOFLIGHTS

2 No Velux rooflight openable set in Proprietary flashing units.

GROUND FLOOR

50mm Sand and cement screed on 100mm Silt concrete floor slabs on 150mm CELOTEX insulation batts on 1200 gauge d.p.m. membrane on 50mm blinding dust on a minimum 150mm wall constructed clean backdrop.

NOTE

Final foundation and strand flow to be determined by inspection of excavations by approved personell.

TYPICAL SECTION THROUGH 1:50m

FOUNDATIONS

750mm wide by 300mm deep 1:3:6 mix reinforced strip concrete foundations depths to suit site conditions minimum 900mm

EXTERNAL DRAINAGE

110 ø pvc underground drainage pipes laid in 225mm bed & surround in pea gravel. Pipes to have minimum 1:40 fall. Provide rodding eyes at changes of direction. Connect to existing foul sewer in front garden.

INTERNAL DRAINAGE

50mm stainless steel easy clean waste to shower 40mm ø pvc waste to wash hand basin
75mm ø deep seal trap to bath and w.h.basin. Include for rodding access at each low point 100mm dia. SVP stack terminated with bird vole.

BUILDING CONTROL

On receipt of the following offers are to be submitted with Building Control.

1. Thrissled rafter design 15° max pitch.

210137

PL

12 APR 2021

RECEIVED

MERTHYR TYDFIL COUNTY BOROUGH COUNCIL PLEASE QUOTE THIS REFERENCE

NOTES:

All dimensions must be checked on site and not scaled from this drawing.

This plan has been prepared for Planning and /or Building Regulation purposes only.

Some forms of building works may require action by the owners under The Party Wall Act 1996. The adjoining owners are to be informed of the proposals at least one month before commencement of works and their written approvals obtained.

	Date	Revisions
A		

© copyright

D. Vivian Jones AssocRICS
Building Design Services
114, Brecon Road,
HIRWAUN,
Rhondda Cynon Taff,
CF44 9NS
Tel. 01685 812069
Mobile 07702 380869
Email: vivjonesdesign@yahoo.co.uk

Client

TERESA JONES

Job Title

Provision of Disabled Facilities,

Drawing Title

16, Penyfan View,
Gurnos.
MERTHYR TYDFIL.
CF47 9BX

Scale 1:50 m 1:500 1:1250

Date 31.03.2021 **Drawn by** VJ

Drg. No. 2781 DFG **Rev.**

DS 342

594 x 841mm A1